

# RANCHO MURIETA COMMUNITY SERVICES DISTRICT

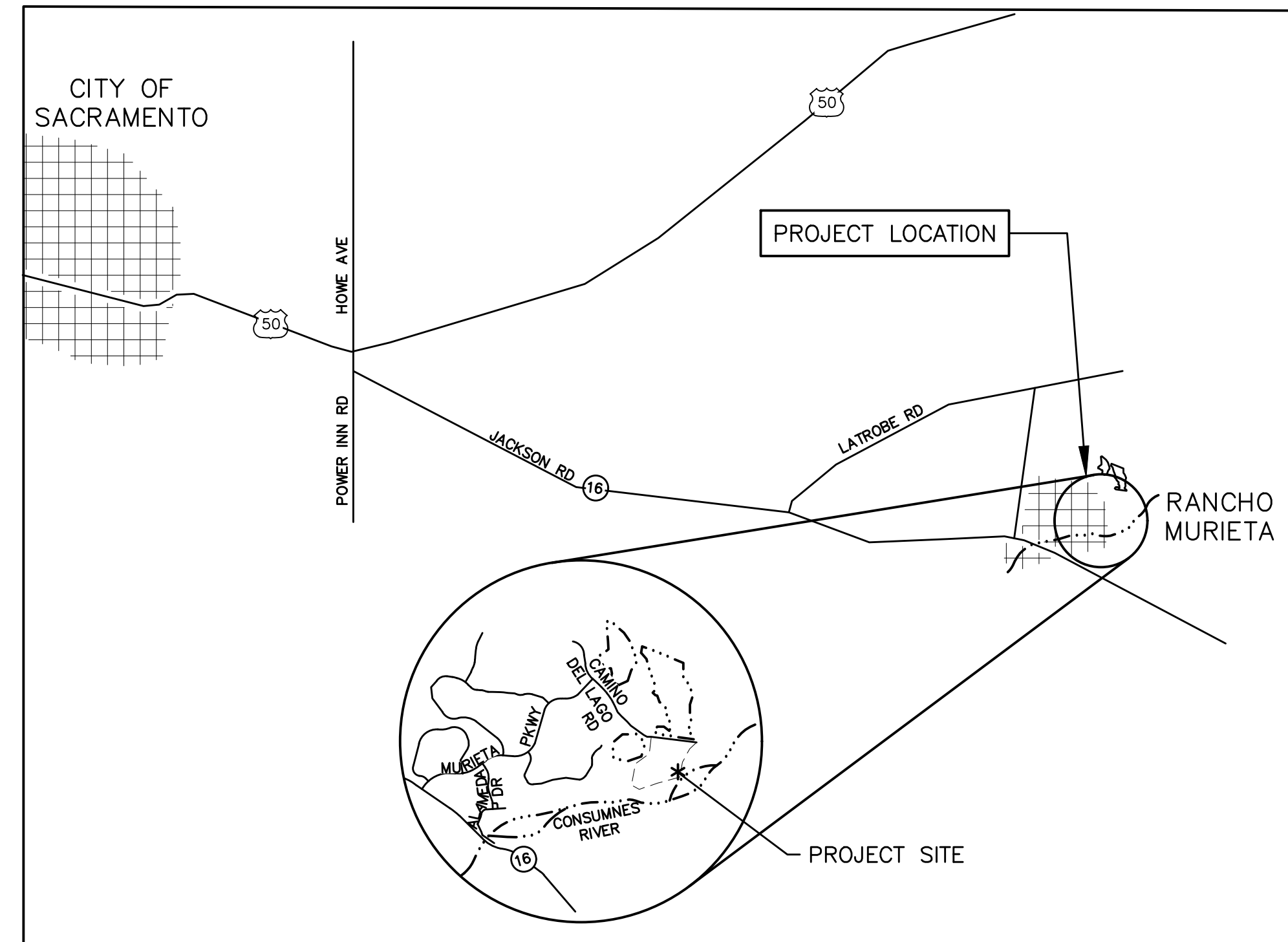
RANCHO MURIETA, CALIFORNIA

# GRANLEES RAW WATER INTAKE IMPROVEMENTS

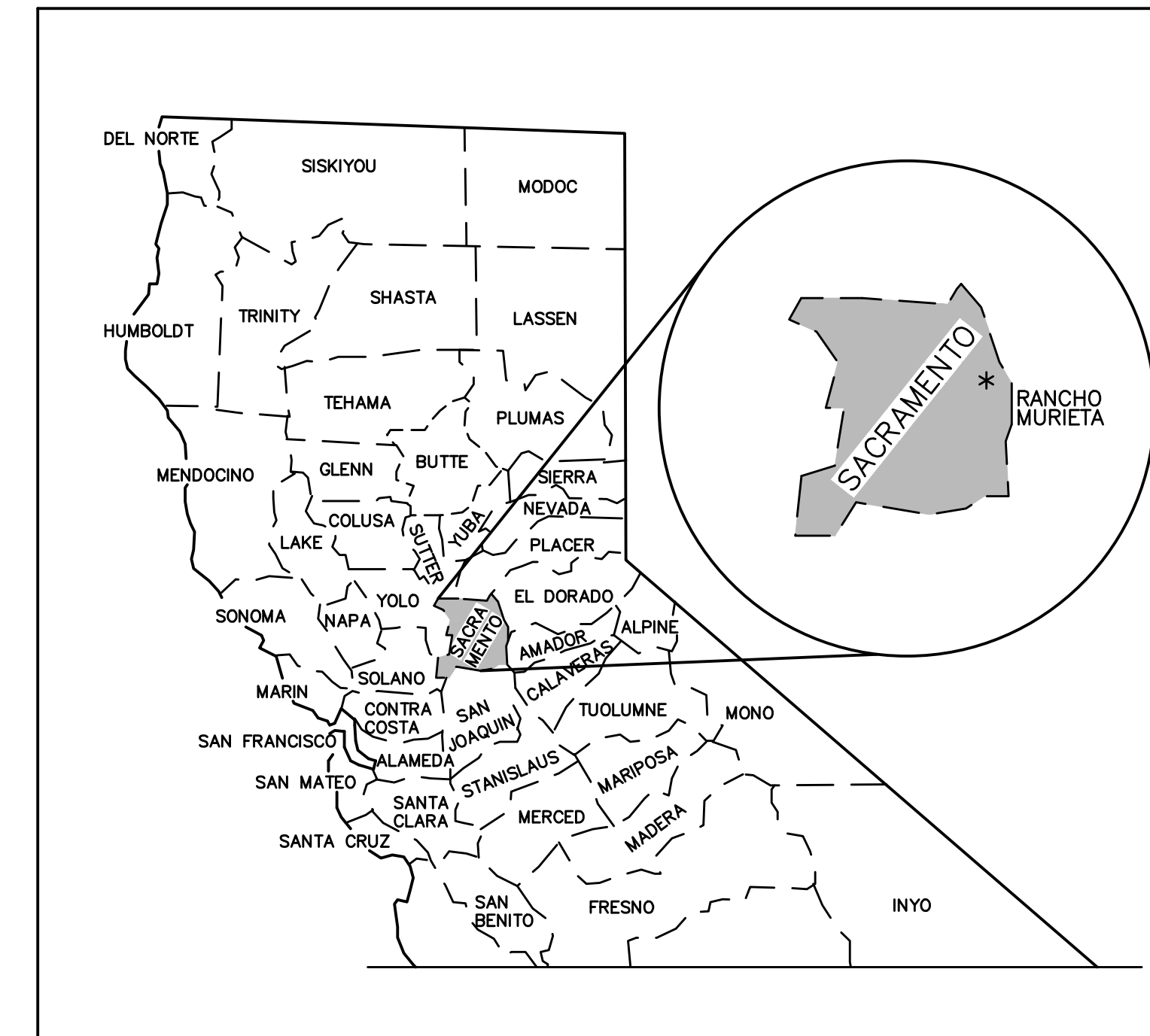
BID SET  
FEBRUARY 2024

INDEX OF DRAWINGS

DWG	SHEET	TITLE
G1	1	COVER SHEET
G2	2	GENERAL NOTES, ABBREVIATIONS & SYMBOLS
C1	3	UPPER DEMOLITION PLAN
C2	4	LOWER DEMOLITION PLAN
C3	5	UPPER RENOVATION PLAN
C4	6	LOWER RENOVATION PLAN
C5	7	SECTIONS & DETAILS 1
C6	8	SECTIONS & DETAILS 2
C7	9	SECTIONS & DETAILS 3
C8	10	SECTIONS & DETAILS 4
C9	11	SECTIONS & DETAILS 5
C10	12	TYPICAL DETAILS



LOCATION MAP  
NOT TO SCALE



VICINITY MAP  
NOT TO SCALE

APPROVED ON \_\_\_\_\_ RESOLUTION NO. \_\_\_\_\_  
*[Signature]* 02/28/2024  
 RANCHO MURIETA COMMUNITY SERVICES DISTRICT DATE  
 \_\_\_\_\_ 02/28/2024  
*[Signature]* DATE  
 DOMENICHELLI & ASSOCIATES


Z:\RM-ONCALL 3-21 TO 3-24\RM-033 GRANLEES DIVERSION DESIGN\DRAWINGS\RM033-G'S.DWG

REVISIONS				
REV	DESCRIPTION	DATE	BY	CHKD
1	BID SET	02/24	DWH	DWH

WARNING  
 0 1"  
 AT FULL SCALE  
 (IF BAR IS NOT 1" - SCALE ACCORDINGLY)

DESIGNED: D. HEIGHER  
 DRAWN: J. CADE  
 CHECKED: J. DOMENICHELLI  
 DATE: FEBRUARY 2024

**DOMENICHELLI & ASSOCIATES**  
 Domenicelli & Associates  
 5180 Golden Foothill Pkwy, Suite 220 Ph: (916) 933-1997  
 El Dorado Hills, CA 95762 Fax: (916) 933-4778



**Rancho Murieta**  
 Community Services District  
 15160 Jackson Road, Rancho Murieta  
 (916) 354 3700

RANCHO MURIETA COMMUNITY SERVICES  
 GRANLEES RAW WATER INTAKE IMPROVEMENTS  
 COVER SHEET

DRAWING NUMBER  
G1  
 SHEET NUMBER  
1 OF 12

**GENERAL NOTES**

- WORK INCLUDED (BUT NOT LIMITED TO):
  - ALL WORK SHALL CONFORM TO THE APPLICABLE LOCAL, STATE AND FEDERAL CODES AND SPECIFICATIONS INCLUDING OSHA.
  - IT IS THE CONTRACTOR'S RESPONSIBILITY TO ASSURE JOB SAFETY. LOCAL, STATE AND FEDERAL, INCLUDING OSHA, LAWS AND RULES SHALL BE ENFORCED BY THE CONTRACTOR AT ALL TIMES.
  - THE CONTRACTOR SHALL NOTIFY UNDERGROUND SERVICE ALERT (USA), (800) 642-2444, 48 HOURS PRIOR TO ANY EXCAVATION. THE CONTRACTOR SHALL ALSO NOTIFY ALL OTHER UTILITIES, NOT IN USA, 48 HOURS PRIOR TO ANY EXCAVATION.
  - ALL STRUCTURES AND FACILITIES DAMAGED BY CONTRACTOR SHALL BE REPAIRED OR REPLACED AT CONTRACTOR'S EXPENSE.
- PUBLIC SAFETY AND TRAFFIC CONTROL PLAN SHALL BE PROVIDED IN ACCORDANCE WITH THE GENERAL SPECIFICATIONS. SAFE VEHICULAR AND OPERATION STAFF ACCESS SHALL BE PROVIDED AT ALL TIMES DURING CONSTRUCTION.
- EROSION CONTROL MEASURES SHALL BE IN ACCORDANCE WITH THE SPECIFICATIONS AND SACRAMENTO COUNTY BMPS.
- THE TYPES, LOCATIONS, SIZES, AND/OR DEPTHS OF EXISTING UNDERGROUND UTILITIES AS SHOWN ON THESE IMPROVEMENT PLANS WERE OBTAINED FROM SOURCES OF VARYING RELIABILITY. THE CONTRACTOR IS CAUTIONED THAT ONLY ACTUAL EXCAVATION WILL REVEAL THE TYPES, EXTENT, SIZES, LOCATIONS, AND DEPTHS OF SUCH UNDERGROUND UTILITIES. A REASONABLE EFFORT HAS BEEN MADE TO LOCATE AND DELINEATE ALL KNOWN UNDERGROUND UTILITIES. HOWEVER, THE DISTRICT CAN ASSUME NO RESPONSIBILITY FOR THE COMPLETENESS OR ACCURACY OF THE DELINEATION OF SUCH UNDERGROUND UTILITIES NOR FOR THE EXISTENCE OF OTHER BURIED OBJECTS OR UTILITIES WHICH MAY BE ENCOUNTERED BUT WHICH ARE NOT SHOWN ON THESE DRAWINGS. IT IS THE CONTRACTOR'S RESPONSIBILITY TO VERIFY ACTUAL LOCATIONS.
- ALL CONSTRUCTION SHALL CONFORM TO THESE PLANS AND SPECIFICATIONS.
- THE CONTRACTOR SHALL NOTIFY THE DISTRICT CONSTRUCTION INSPECTION SUPERVISOR AT (916) 354-3700 A MINIMUM OF 48 HOURS PRIOR TO INTENDED START OF WORK TO ARRANGE A PRE-CONSTRUCTION FIELD MEETING AND SHALL VERIFY AT THIS TIME THAT THE INSPECTOR HAS RECEIVED COPIES OF THE APPROVED PLANS. NO CONSTRUCTION MAY BE PERFORMED PRIOR TO THIS MEETING.
- COMPLIANCE WITH NOISE RESTRICTIONS IS REQUIRED. HOURS OF CONSTRUCTION OPERATION SHALL BE LIMITED FROM 7:00 A.M. TO 6:00 P.M. WEEKDAYS. NO SATURDAY WORK SHALL BE ALLOWED UNLESS APPROVED BY THE DISTRICT. NO SUNDAY WORK IS APPROVED. CONSTRUCTION EQUIPMENT SHALL BE MUFFLED AND SHROUDED TO MINIMIZE NOISE LEVELS IN ACCORDANCE WITH MANUFACTURER'S RECOMMENDATIONS.
- NO REFUELING, LUBRICATION, OR MAINTENANCE OF CONSTRUCTION VEHICLES SHALL BE DONE ANYWHERE ON THE SITE EXCEPT WITHIN APPROVED CONSTRUCTION STAGING AREAS.

**PROJECT NOTES**

- BYPASS PUMPING: THE CONTRACTOR SHALL BE REQUIRED TO SUPPLY WATER TO THE CIA DITCH AT A RATE OF 2250 GPM DURING TIMES THAT THE FOREBAY WILL NEED TO BE BYPASSED FOR CONSTRUCTION. THIS WORK IS LISTED AS ALTERNATE BID ITEM A1 IN THE BID SCHEDULE. PROVIDE A DAILY RATE FOR PUMPING IN THE BID SCHEDULE.
- THE CONTRACTOR WILL BE REQUIRED TO CONSTRUCT A BARRIER TO PREVENT WATER FROM ENTERING THE FOREBAY WHEN WORKING INSIDE THE STRUCTURE AND INSTALLING THE CONTROL GATES.

**ARCHAEOLOGY NOTE**

SHOULD ANY CULTURAL RESOURCES, SUCH AS STRUCTURAL FEATURES, UNUSUAL AMOUNTS OF BONE OR SHELL, ARTIFACTS, HUMAN REMAINS, OR ARCHITECTURAL REMAINS BE ENCOUNTERED DURING ANY DEVELOPMENT ACTIVITIES, WORK SHALL BE SUSPENDED AND THE OWNER SHALL BE NOTIFIED IMMEDIATELY. CONTRACTOR SHALL COMPLY WITH ALL CONTRACT REQUIREMENTS FOR PROTECTION OF CULTURAL AND ARCHITECTURAL RESOURCES.

**CONSTRUCTION WATER**

ALL CONSTRUCTION WATER TO BE OBTAINED FROM A LOCATION APPROVED BY THE RANCHO MURIETA COMMUNITY SERVICES DISTRICT.

**LEGEND & SYMBOLS**

	FLANGED JOINT		WATER SERVICE REGULATOR OR WATER METER
	MECHANICAL JOINT		FIRE HYDRANT
	WELDED JOINT		LIGHT POLE
	BELL & SPIGOT JOINT (LEADED)		SIGN
	BALL JOINT		PROPERTY LINE
	GROOVED END JOINT		EXISTING SEWER
	FLANGED COUPLING ADAPTER		NEW SEWER
	FLEXIBLE COUPLING		EXISTING NON-POTABLE WATER LINE
	FLEXIBLE COUPLING WITH THRUST TIES		NEW NON-POTABLE WATER LINE
	STEEL BELLOWS EXP JOINT		WATER LINE
	ELASTOMER BELLOWS EXP JOINT		TEE UP
	ELBOW UP		TEE DOWN
	ELBOW DOWN		LATERAL UP
	TEE UP		LATERAL DOWN
	TEE DOWN		ELBOW 90°
	LATERAL UP		CROSS
	LATERAL DOWN		TEE
	ELBOW 90°		ELBOW 45°
	CROSS		LATERAL
	TEE		CONCENTRIC REDUCER
	ELBOW 45°		ECCENTRIC REDUCER
	LATERAL		UNION
	CONCENTRIC REDUCER		CAP (WELDED)
	ECCENTRIC REDUCER		TRAP
	UNION		VENT
	CAP (WELDED)		WYE
	TRAP		BURIED VALVE W/ BOX
	VENT		BALL VALVE
	WYE		BUTTERFLY VALVE
	BURIED VALVE W/ BOX		CHECK VALVE
	BALL VALVE		DIAPHRAGM VALVE
	BUTTERFLY VALVE		GATE VALVE
	CHECK VALVE		PUMP CONTROL VALVE
	DIAPHRAGM VALVE		PRESSURE RELIEF VALVE
	GATE VALVE		PLUG VALVE
	PUMP CONTROL VALVE		3 WAY VALVE
	PRESSURE RELIEF VALVE		4 WAY VALVE
	PLUG VALVE		VACUUM RELIEF VALVE
	3 WAY VALVE		BACKFLOW PREVENTER
	4 WAY VALVE		BLIND FLANGE
	VACUUM RELIEF VALVE		DOUBLE MECHANICAL JOINT
	BACKFLOW PREVENTER		PVC JOINT
	BLIND FLANGE		EXPANSION COUPLING
	DOUBLE MECHANICAL JOINT		PIPE CONTINUATION
	PVC JOINT		PIPE CONTINUATION, END VIEW
	EXPANSION COUPLING		CLEAN OUT
	PIPE CONTINUATION		DRAIN OR BELL-UP
	PIPE CONTINUATION, END VIEW		FILTER
	CLEAN OUT		FLEXIBLE HOSE OR TUBING
	DRAIN OR BELL-UP		FLOWMETER
	FILTER		FLOWTUBE
	FLEXIBLE HOSE OR TUBING		FREE SURFACE
	FLOWMETER		GAGE, PRESSURE (W/COCK)
	FLOWTUBE		HOSE BIBB 3/4" W/HOSE THREAD
	FREE SURFACE		YARD HYDRANT, FREEZE PROOF
	GAGE, PRESSURE (W/COCK)		HOSE CONNECTION
	HOSE BIBB 3/4" W/HOSE THREAD		HOSE RACK
	YARD HYDRANT, FREEZE PROOF		ORIFICE PLATE
	HOSE CONNECTION		PUMP, CENTRIFUGAL
	HOSE RACK		PUMP, VARIABLE SPEED
	ORIFICE PLATE		PUMP, PROGRESSIVE CAVITY
	PUMP, CENTRIFUGAL		SLEEVE
	PUMP, VARIABLE SPEED		STRAINER
	PUMP, PROGRESSIVE CAVITY		WATER SERVICE
	SLEEVE		
	STRAINER		
	WATER SERVICE		

**ABBREVIATIONS**

AC	ASPHALT CONCRETE	NTS	NOT TO SCALE
AB	AGGREGATE BASE	OC	ON CENTER
ARV	AIR RELEASE VALVE	OF	OVERFLOW
		OZ	OUNCE
BF	BLIND FLANGE	PE	PLAIN END
BFV	BUTTERFLY VALVE	PL	PLATE (STEEL)
BLDG	BUILDING	PLYWD	PLYWOOD
BM	BENCH MARK	PRESS	PRESSURE
BOF	BOTTOM OF FLANGE	PL	PROPERTY LINE
BW	BACKWASH WATER	PSI	POUND PER SQUARE INCH
		PW	POTABLE WATER
CIP	CAST IN PLACE	R OR RAD	RADIUS
CLG	CEILING	RD	ROAD
CLR	CLEAR	RDW	REDWOOD
CL	CENTERLINE	RED	REDUCER
CMP	CORRUGATED METAL PIPE	RM	ROOM
CO	CLEANOUT	RO	ROUGH OPENING
CONC	CONCRETE	RTN	RETURN
CONT	CONTINUOUS	RV	ROOF VENT
CPLG	COUPLING	R/W	RIGHT-OF-WAY
C TO C	CENTER TO CENTER		
CV	CHECK VALVE		
d	PENNY (NAIL SIZE)	SCHED	SCHEDULE
DET	DETAIL DIA DIAMETER	SEC	SECTION
DIA	DIAMETER	SH	SHEET
DIP	DUCTILE IRON PIPE	SHTG	SHEATHING
DWG	DRAWING	SPEC	SPECIFICATIONS
		SQ	SQUARE
(E)	EXISTING	SST	STAINLESS STEEL
EA	EACH	STA	STATION
ECC	ECCENTRIC	STD	STANDARD
EG	EXISTING GRADE	STL	STEEL
EL	ELEVATION	STRL	STRUCTURAL
ELB	ELBOW	STRUCT	STRUCTURE
ELEC	ELECTRIC, ELECTRICAL		
ESEW	EMERGENCY SHOWER & EYEWASH	TAN	TANGENT
EW	EACH WAY	TBG	TUBING TECH
EXH	EXHAUST	TEMP	TEMPERATURE OR TEMPORARY
EX	EXISTING	THD	THREAD
EXIST	EXISTING	TOC	TOP OF CURB
		TOG	TOP OF GRATE
FC	FLEXIBLE COUPLING	TOP	TOP OF PIPE
FCA	FLANGED COUPLING ADAPTER	TOR	TOP OF ROCK
FCTRY	FACTORY	TOW	TOP OF WALL
FD	FLOOR DRAIN	TYP	TYPICAL
FDN	FOUNDATION	TW	TREATED WATER
FF	FINISH FLOOR		
FG	FINISH GRADE	UNO	UNLESS NOTED OTHERWISE
FIG	FIGURE		
FL	FLOOR	V	VENT, VOLT
FLG	FLANGE FL FLOW LINE	VAC	VACUUM
FM	FORCE MAIN	VTR	VENT THRU ROOF
FT	FOOT OR FEET		
FTG	FOOTING	WM	WATER METER
		WW	WASTE WATER
GA	GAGE		
GAL	GALLON		
GALV	GALVANIZED		
GV	GATE VALVE		
HDW	HARDWARE		
HORIZ	HORIZONTAL		
HP	HORSEPOWER		
HR	HOSE RACK		
IE	INVERT ELEVATION		
IN	INCH		
INSUL	INSULATION		
INV	INVERT		
JT	JOINT		
KIP	THOUSAND POUNDS		
KW	KILOWATT		
L	ANGLE		
LB	POUNDS		
LF	LINEAR FEET		
LT	LEFT		
LR	LONG RADIUS		
MAX	MAXIMUM		
MECH	MECHANICAL		
MFR	MANUFACTURER		
MH	MANHOLE		
MIN	MINIMUM		
MISC	MISCELLANEOUS		
MJ	MECHANICAL JOINT		
MO	MASONRY OPENING		
(N)	NEW		
NO OR #	NUMBER		

Z:\RM-ONCALL 3-21 TO 3-24\RM-033 GRANLEES DIVERSION DESIGN\DRAWINGS\RM033-GS.DWG

REVISIONS				
REV	DESCRIPTION	DATE	BY	CHKD
1	BID SET	02/24	DWH	DWH


**WARNING**

0 1"  
AT FULL SCALE  
(IF BAR IS NOT 1" - SCALE ACCORDINGLY)

DESIGNED: D. HEIGHER  
DRAWN: J. CADE  
CHECKED: J. DOMENICHELLI  
DATE: FEBRUARY 2024

**DOMENICHELLI & ASSOCIATES**

Domenicelli & Associates  
5180 Golden Foothill Pkwy, Suite 220 El Dorado Hills, CA 95762  
Ph: (916) 933-1997 Fax: (916) 933-4778



**Rancho Murieta**  
Community Services District

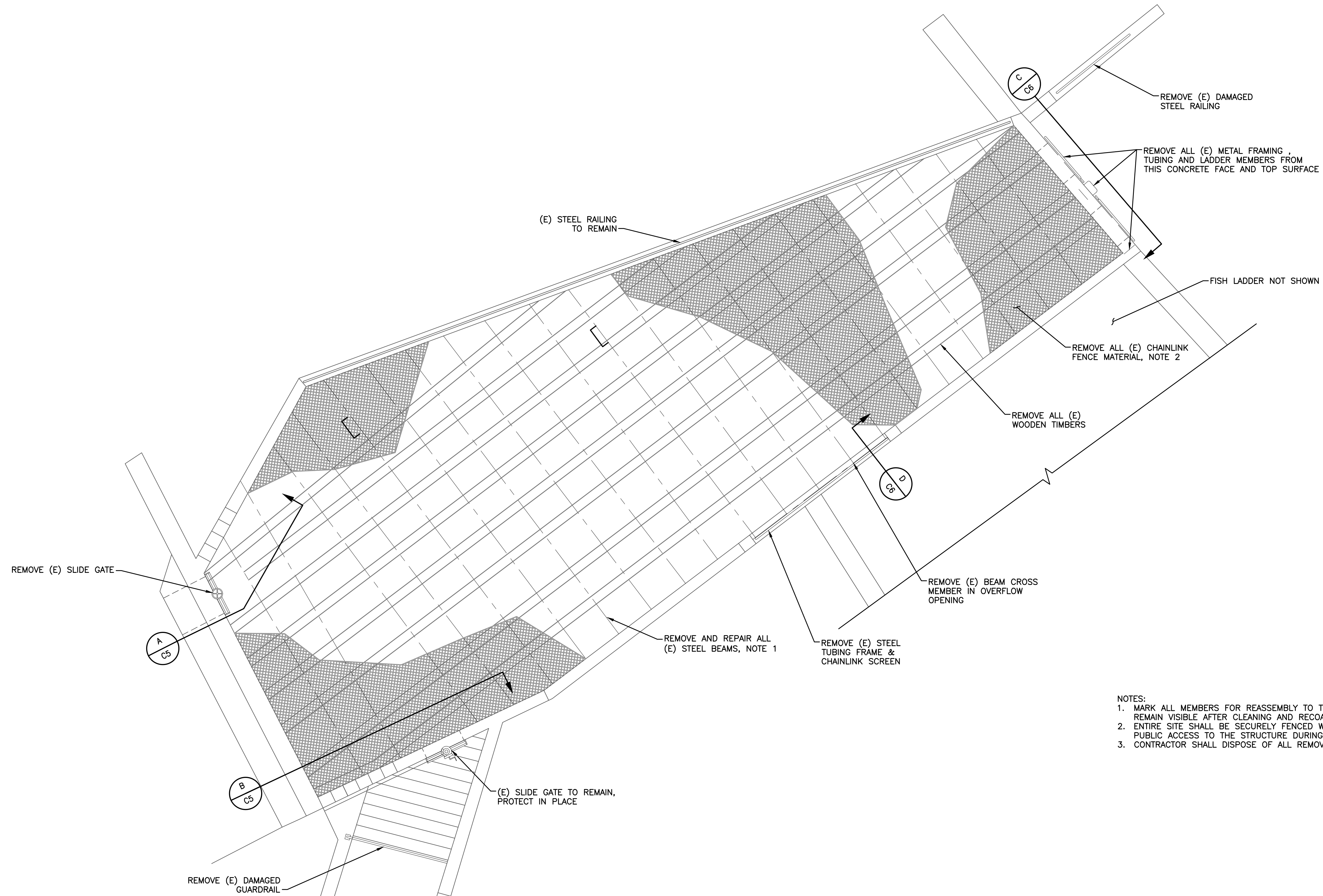
15160 Jackson Road, Rancho Murieta (916) 354 3700

RANCHO MURIETA COMMUNITY SERVICES  
GRANLEES RAW WATER INTAKE IMPROVEMENTS

**GENERAL NOTES,  
ABBREVIATIONS & SYMBOLS**

DRAWING NUMBER	G2
SHEET NUMBER	2 OF 12

Z:\RM-ONCALL 3-21 TO 3-24\RM-033 GRANLEES DIVERSION DESIGN\DRAWINGS\RM033-FBAY PLAN.DWG



- NOTES:
1. MARK ALL MEMBERS FOR REASSEMBLY TO THE SAME LOCATIONS. MARKS SHALL REMAIN VISIBLE AFTER CLEANING AND RECOATING.
  2. ENTIRE SITE SHALL BE SECURELY FENCED WITH TEMPORARY FENCING TO PREVENT PUBLIC ACCESS TO THE STRUCTURE DURING CONSTRUCTION.
  3. CONTRACTOR SHALL DISPOSE OF ALL REMOVED MATERIALS IN A LEGAL MANNER.

REVISIONS				
REV	DESCRIPTION	DATE	BY	CHKD
1	BID SET	02/24	DWH	DWH

**WARNING**

0 1"  
AT FULL SCALE  
(IF BAR IS NOT 1" - SCALE ACCORDINGLY)

DESIGNED: D. HEIGHER  
DRAWN: J. CADE  
CHECKED: J. DOMENICHELLI  
DATE: FEBRUARY 2024

**DOMENICHELLI & ASSOCIATES**

Domenichelli & Associates  
5180 Golden Foothill Pkwy, Suite 220 Ph: (916) 933-1997  
El Dorado Hills, CA 95762 Fax: (916) 933-4778



**Rancho Murieta**  
Community Services District

15160 Jackson Road, Rancho Murieta  
(916) 354 3700

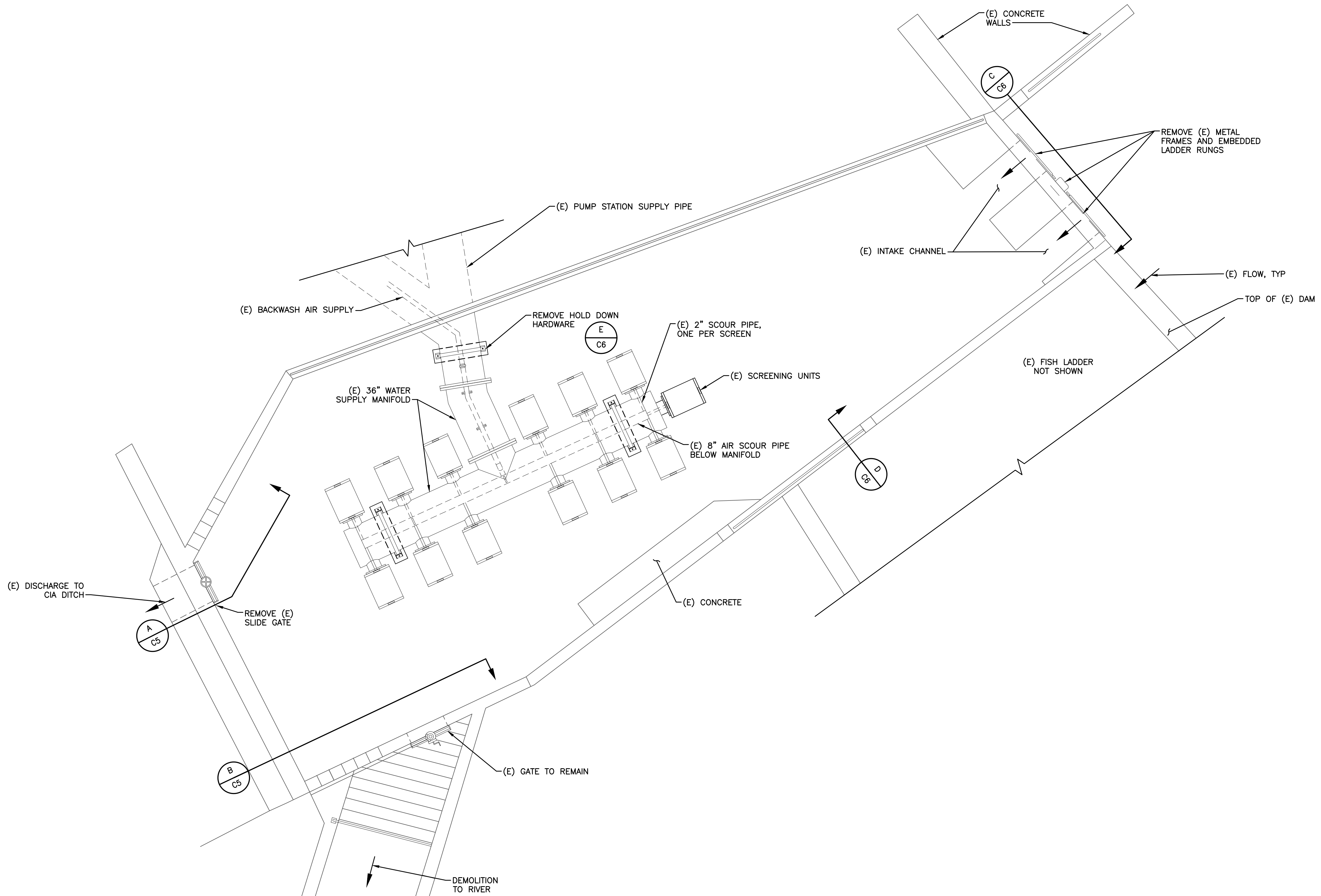
RANCHO MURIETA COMMUNITY SERVICES  
GRANLEES RAW WATER INTAKE IMPROVEMENTS

**UPPER DEMOLITION PLAN**

DRAWING NUMBER  
**C1**

SHEET NUMBER  
3 OF 12

Z:\IRM-ONCALL 3-21 TO 3-24\IRM-033 GRANLEES DIVERSION DESIGN\DRAWINGS\IRM033-FBAY PLAN.DWG



REVISIONS				
REV	DESCRIPTION	DATE	BY	CHKD
1	BID SET	02/24	DWH	DWH

**WARNING**

0 1"  
AT FULL SCALE  
(IF BAR IS NOT 1" - SCALE ACCORDINGLY)

DESIGNED: D. HEIGHER  
DRAWN: J. CADE  
CHECKED: J. DOMENICHELLI  
DATE: FEBRUARY 2024

**DOMENICHELLI & ASSOCIATES**

Domenichelli & Associates  
5180 Golden Foothill Pkwy, Suite 220 El Dorado Hills, CA 95762  
Ph: (916) 933-1997 Fax: (916) 933-4778



**Rancho Murieta**  
Community Services District

15160 Jackson Road, Rancho Murieta (916) 354 3700

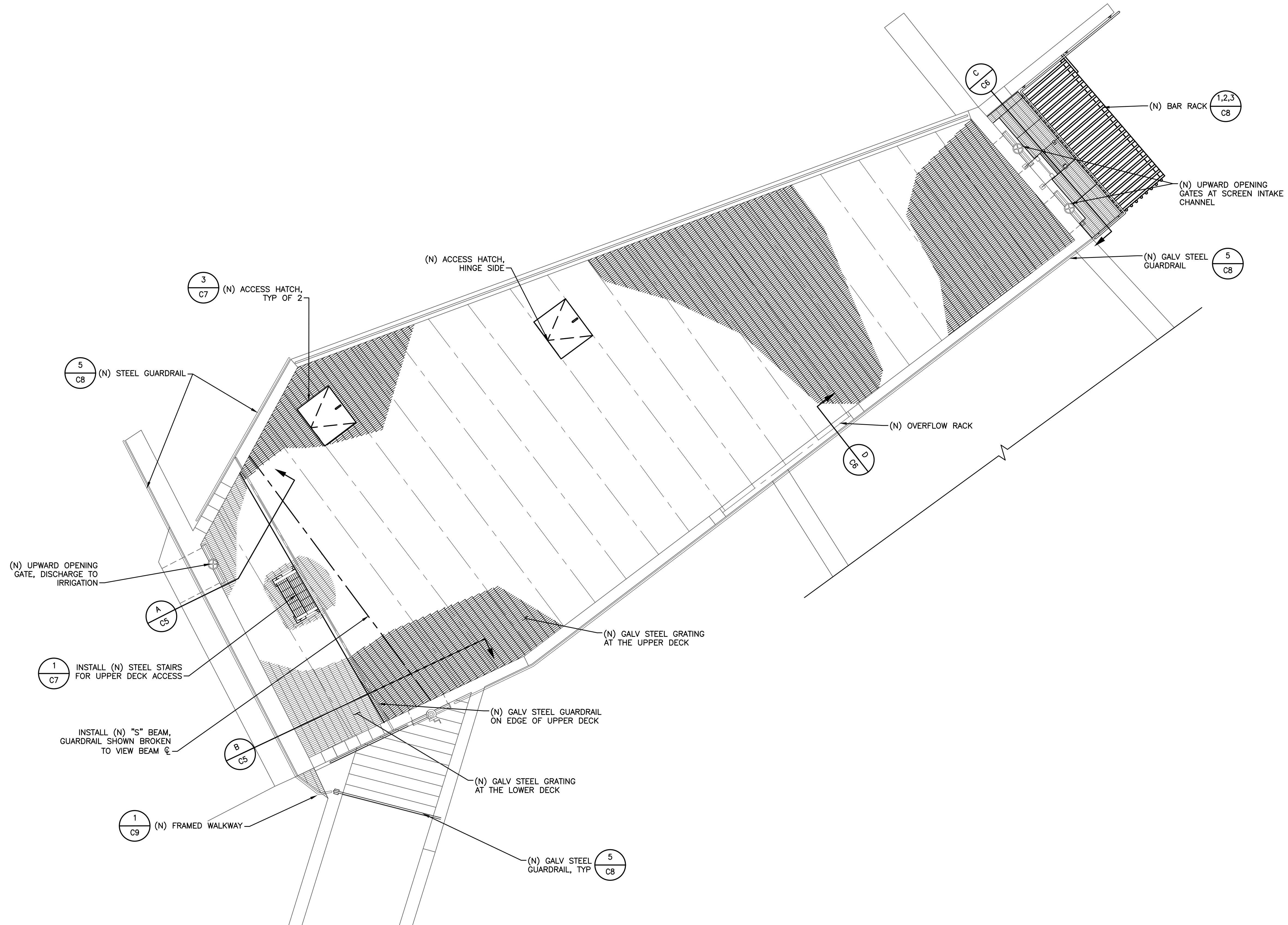
RANCHO MURIETA COMMUNITY SERVICES  
GRANLEES RAW WATER INTAKE IMPROVEMENTS

**LOWER DEMOLITION PLAN**

DRAWING NUMBER  
**C2**

SHEET NUMBER  
4 OF 12

Z:\RM-ONCALL 3-21 TO 3-24\RM-033 GRANLEES DIVERSION DESIGN\DRAWINGS\RM033-FBAY PLAN.DWG



REVISIONS				
REV	DESCRIPTION	DATE	BY	CHKD
1	BID SET	02/24	DWH	DWH

**WARNING**  
 0 1"  
 AT FULL SCALE  
 (IF BAR IS NOT 1" - SCALE ACCORDINGLY)

DESIGNED: D. HEIGHER  
 DRAWN: J. CADE  
 CHECKED: J. DOMENICHELLI  
 DATE: FEBRUARY 2024

**DOMENICHELLI & ASSOCIATES**  
 Domenichelli & Associates  
 5180 Golden Foothill Pkwy, Suite 220 El Dorado Hills, CA 95762  
 Ph: (916) 933-1997 Fax: (916) 933-4778



**Rancho Murieta**  
 Community Services District  
 15160 Jackson Road, Rancho Murieta (916) 354 3700

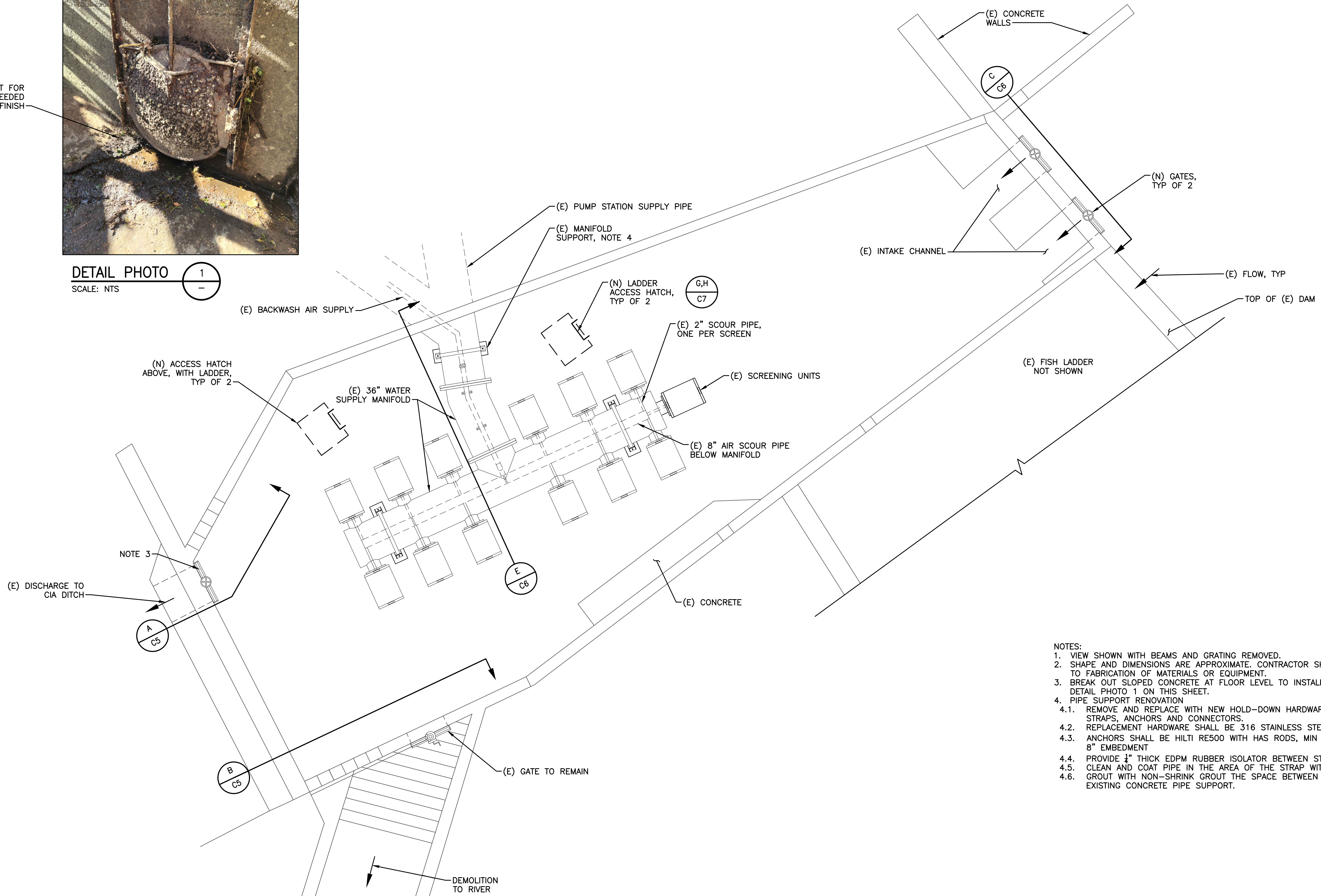
RANCHO MURIETA COMMUNITY SERVICES  
 GRANLEES RAW WATER INTAKE IMPROVEMENTS  
**UPPER RENOVATION PLAN**

DRAWING NUMBER  
**C3**  
 SHEET NUMBER  
 5 OF 12

AREA TO BE CHIPPED OUT FOR NEW GATE, PATCH AS NEEDED TO LEAVE A SMOOTH FINISH



**DETAIL PHOTO** 1  
SCALE: NTS



- NOTES:**
1. VIEW SHOWN WITH BEAMS AND GRATING REMOVED.
  2. SHAPE AND DIMENSIONS ARE APPROXIMATE. CONTRACTOR SHALL VERIFY PRIOR TO FABRICATION OF MATERIALS OR EQUIPMENT.
  3. BREAK OUT SLOPED CONCRETE AT FLOOR LEVEL TO INSTALL NEW GATE. SEE DETAIL PHOTO 1 ON THIS SHEET.
  4. PIPE SUPPORT RENOVATION
    - 4.1. REMOVE AND REPLACE WITH NEW HOLD-DOWN HARDWARE INCLUDING STRAPS, ANCHORS AND CONNECTORS.
    - 4.2. REPLACEMENT HARDWARE SHALL BE 316 STAINLESS STEEL
    - 4.3. ANCHORS SHALL BE HILTI RE500 WITH HAS RODS, MIN 3/4" DIAMETER AND 8" EMBEDMENT
    - 4.4. PROVIDE 1/2" THICK EDPM RUBBER ISOLATOR BETWEEN STRAP AND PIPE.
    - 4.5. CLEAN AND COAT PIPE IN THE AREA OF THE STRAP WITH EPOXY PAINT.
    - 4.6. GROUT WITH NON-SHRINK GROUT THE SPACE BETWEEN THE PIPE AND THE EXISTING CONCRETE PIPE SUPPORT.

Z:\RM-ONCALL 3-21 TO 3-24\RM-033 GRANLEES DIVERSION DESIGN\DRAWINGS\RM033-FBAY PLAN.DWG

REVISIONS				
REV	DESCRIPTION	DATE	BY	CHKD
1	BID SET	02/24	DWH	DWH

**WARNING**

0 1"  
AT FULL SCALE  
(IF BAR IS NOT 1" - SCALE ACCORDINGLY)

DESIGNED: D. HEIGHER  
DRAWN: J. CADE  
CHECKED: J. DOMENICHELLI  
DATE: FEBRUARY 2024

**DOMENICHELLI & ASSOCIATES**

Domenichelli & Associates  
5180 Golden Foothill Pkwy, Suite 220 Ph: (916) 933-1997  
El Dorado Hills, CA 95762 Fax: (916) 933-4778



**Rancho Murieta**  
Community Services District

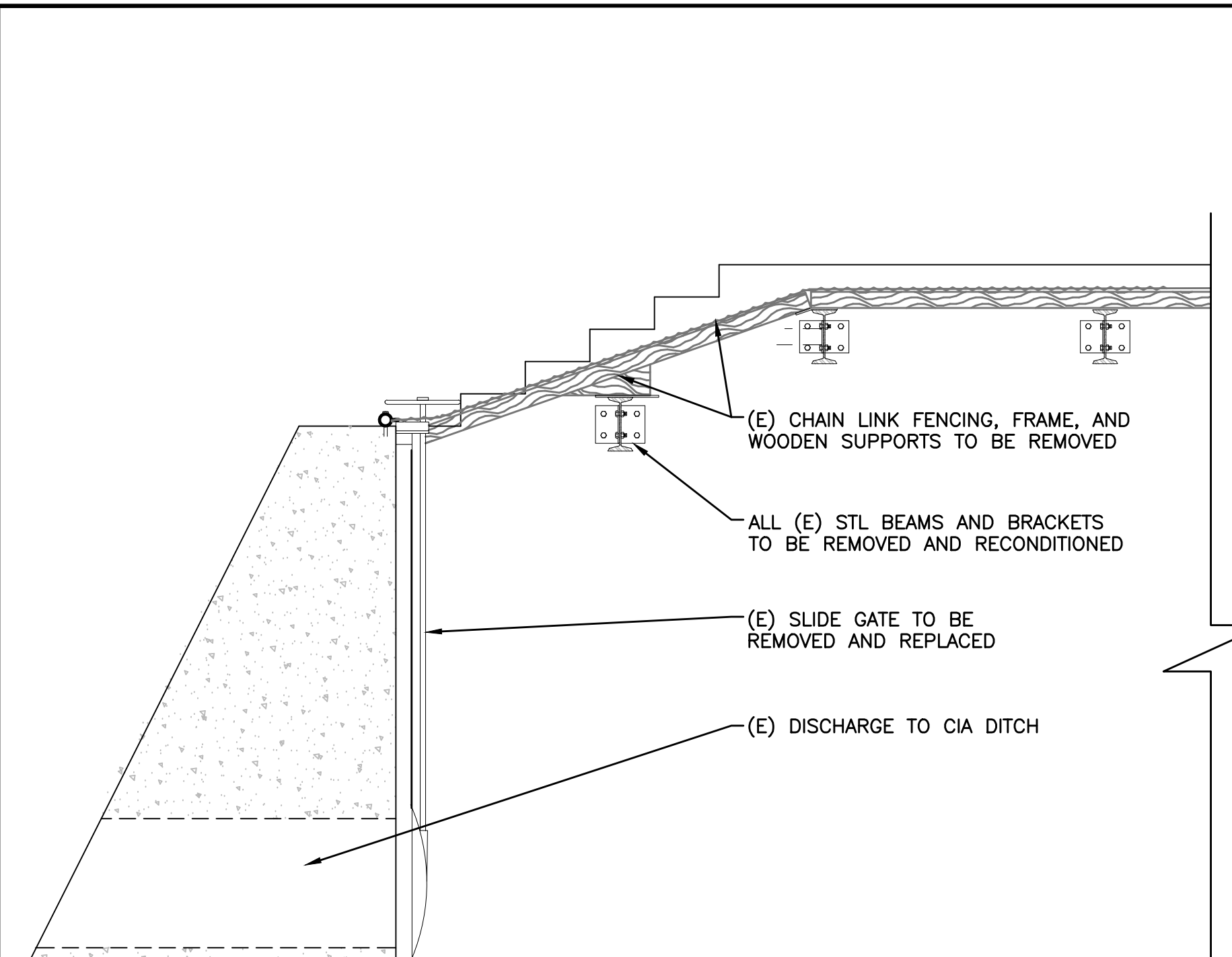
15160 Jackson Road, Rancho Murieta  
(916) 354 3700

RANCHO MURIETA COMMUNITY SERVICES  
GRANLEES RAW WATER INTAKE IMPROVEMENTS

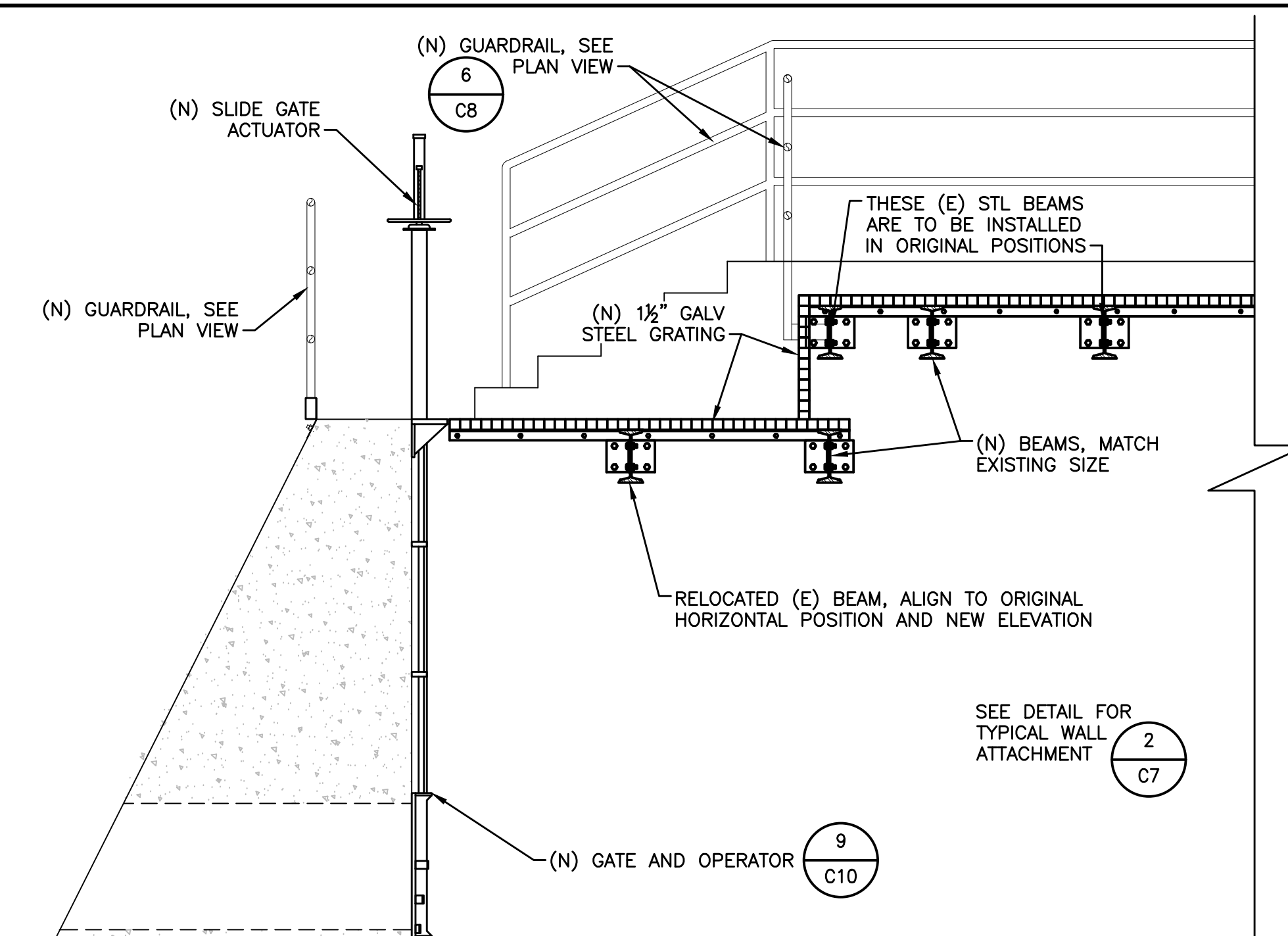
**LOWER RENOVATION PLAN**

DRAWING NUMBER  
**C4**

SHEET NUMBER  
6 OF 12



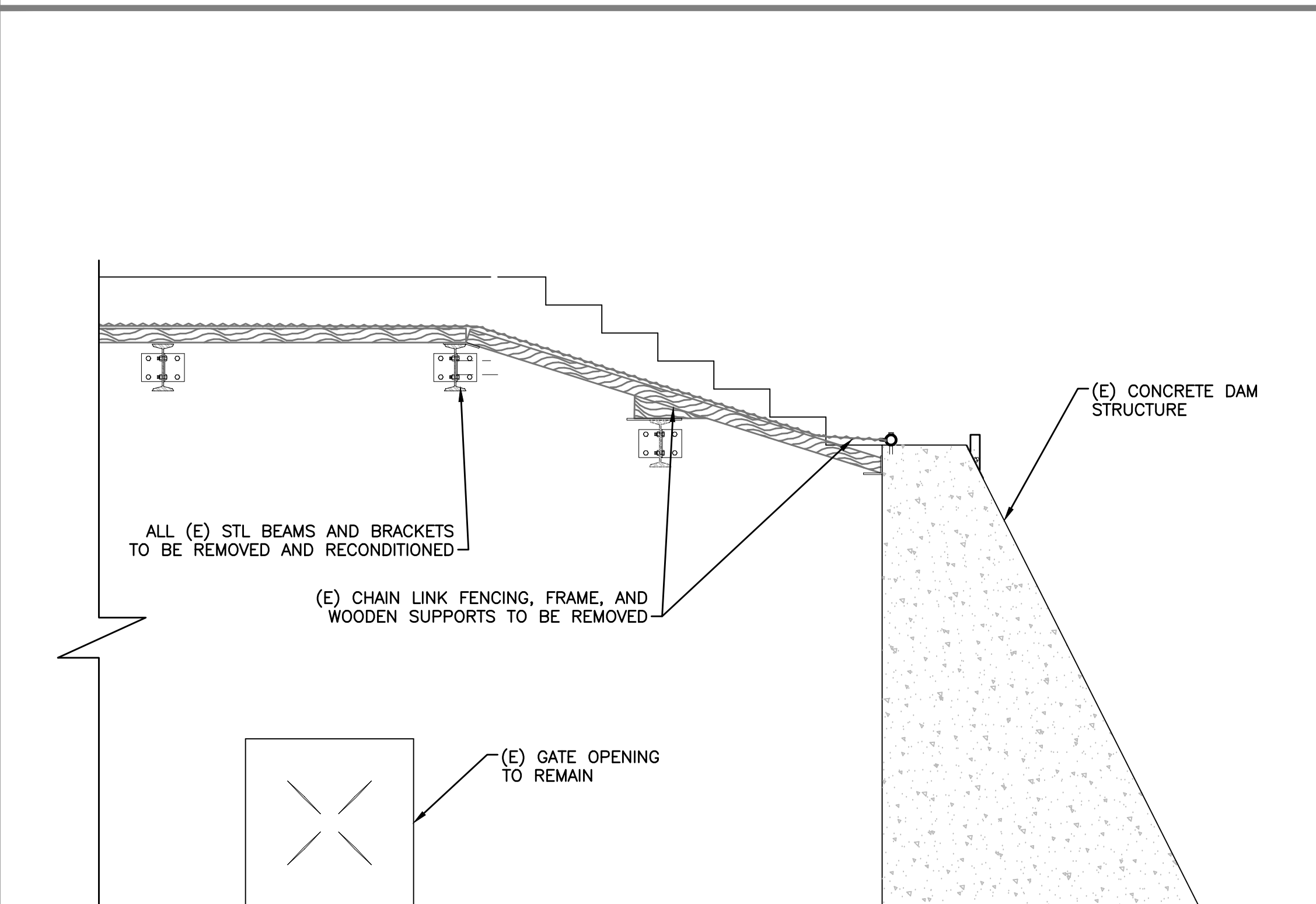
DEMOLITION



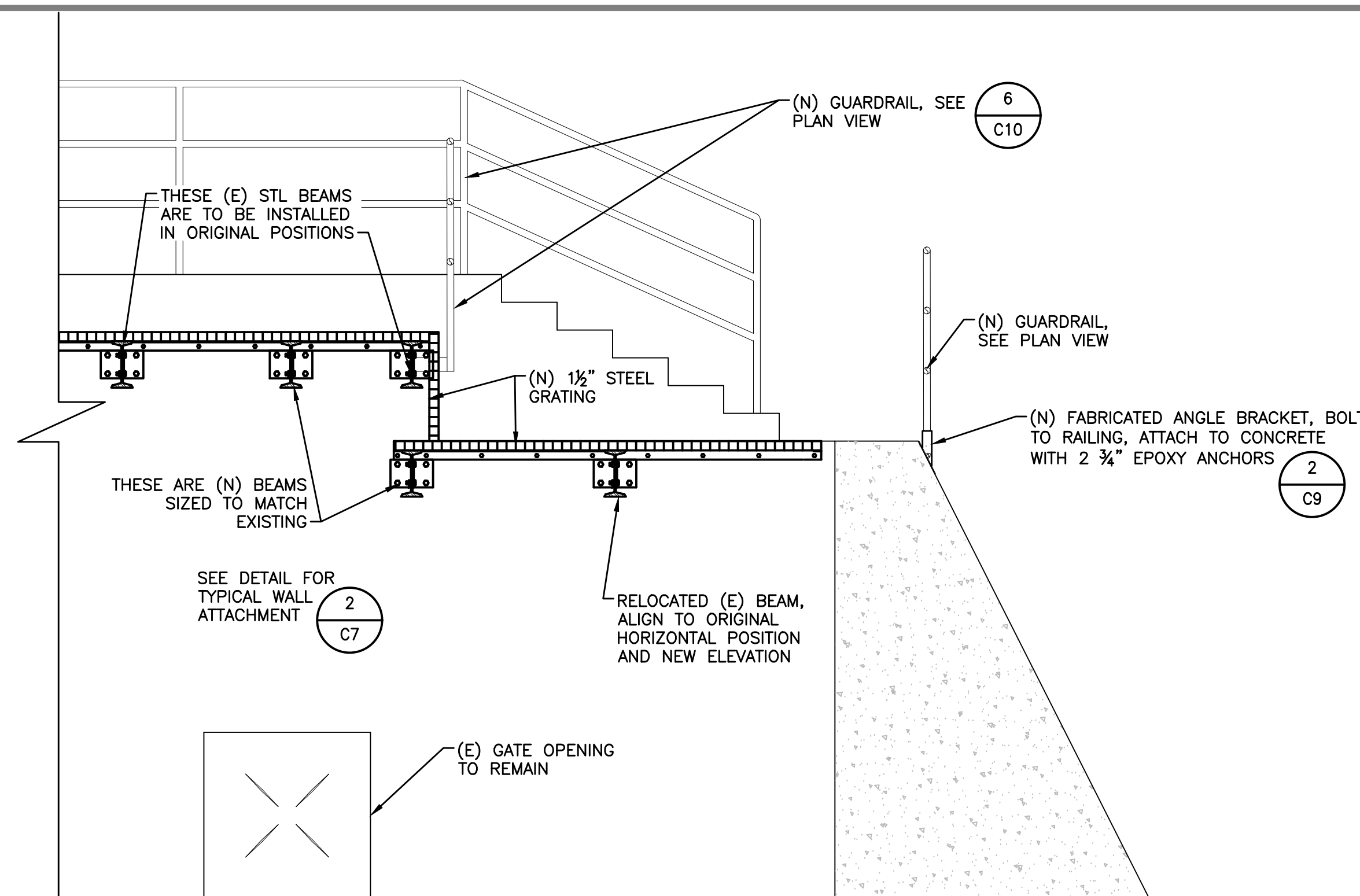
RENOVATION

NOTES:  
1. EXISTING STEEL BEAMS TO BE REMOVED, ABRASIVE BLASTED AND RECOATED. REINSTALL BEAMS AND BRACKETS IN THEIR ORIGINAL LOCATIONS.

SECTION DEMO A  
SCALE: 1/2" = 1'-0" C1-C4



DEMOLITION



RENOVATION

SECTION B  
SCALE: 1/2" = 1'-0" C1-C4


Z:\RM-ONCALL 3-21 TO 3-24\RM-033 GRANLEES DIVERSION DESIGN\DRAWINGS\RM033-FBAY PLAN.DWG

REVISIONS				
REV	DESCRIPTION	DATE	BY	CHKD
1	BID SET	02/24	DWH	DWH

WARNING  
0 1"  
AT FULL SCALE  
(IF BAR IS NOT 1" - SCALE ACCORDINGLY)

DESIGNED: D. HEIGHER  
DRAWN: J. CADE  
CHECKED: J. DOMENICHELLI  
DATE: FEBRUARY 2024

**DOMENICHELLI & ASSOCIATES**  
Domenicelli & Associates  
5180 Golden Foothill Pkwy, Suite 220 El Dorado Hills, CA 95762  
Ph: (916) 933-1997 Fax: (916) 933-4778

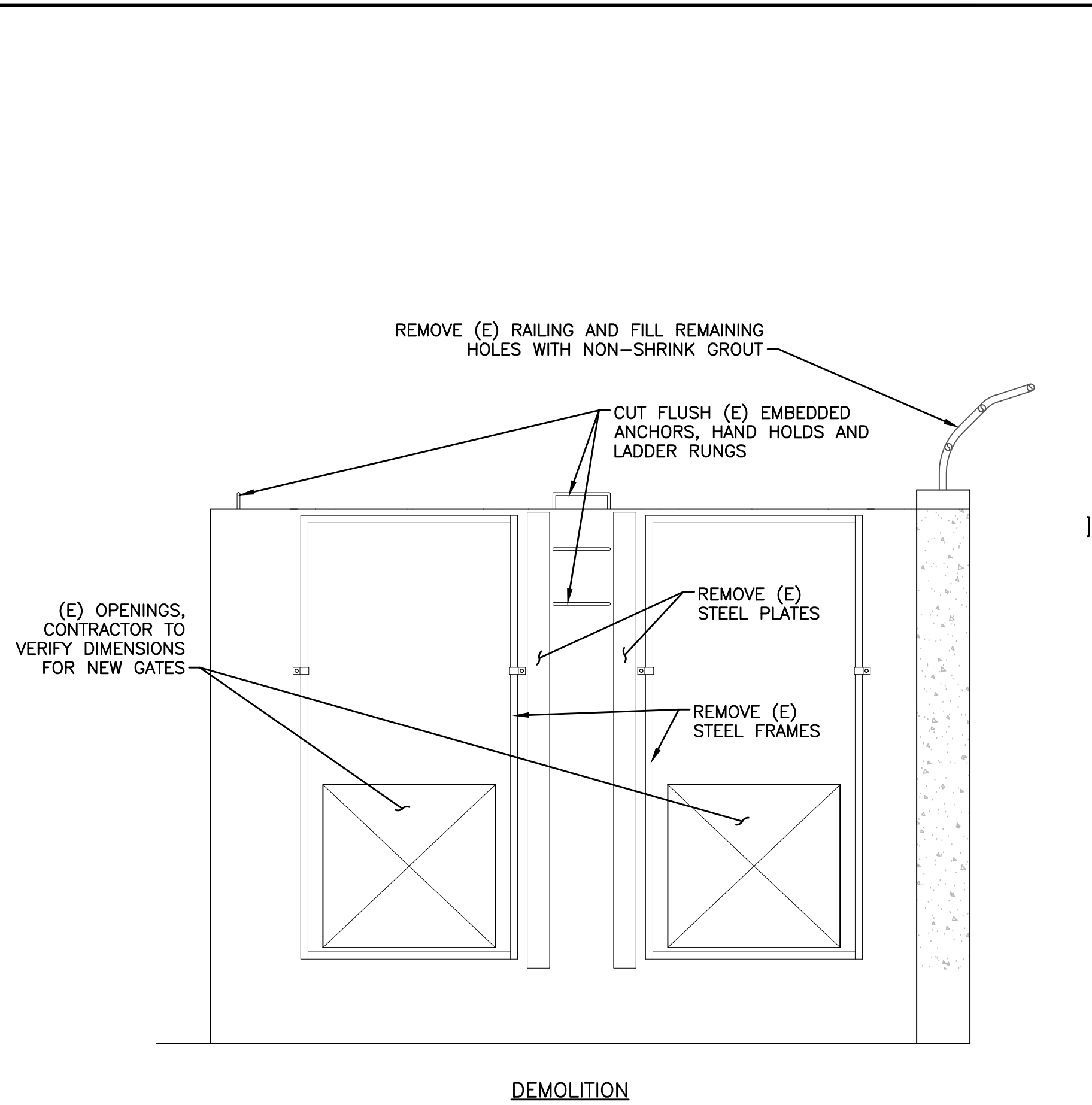


**Rancho Murieta Community Services District**  
15160 Jackson Road, Rancho Murieta (916) 354 3700

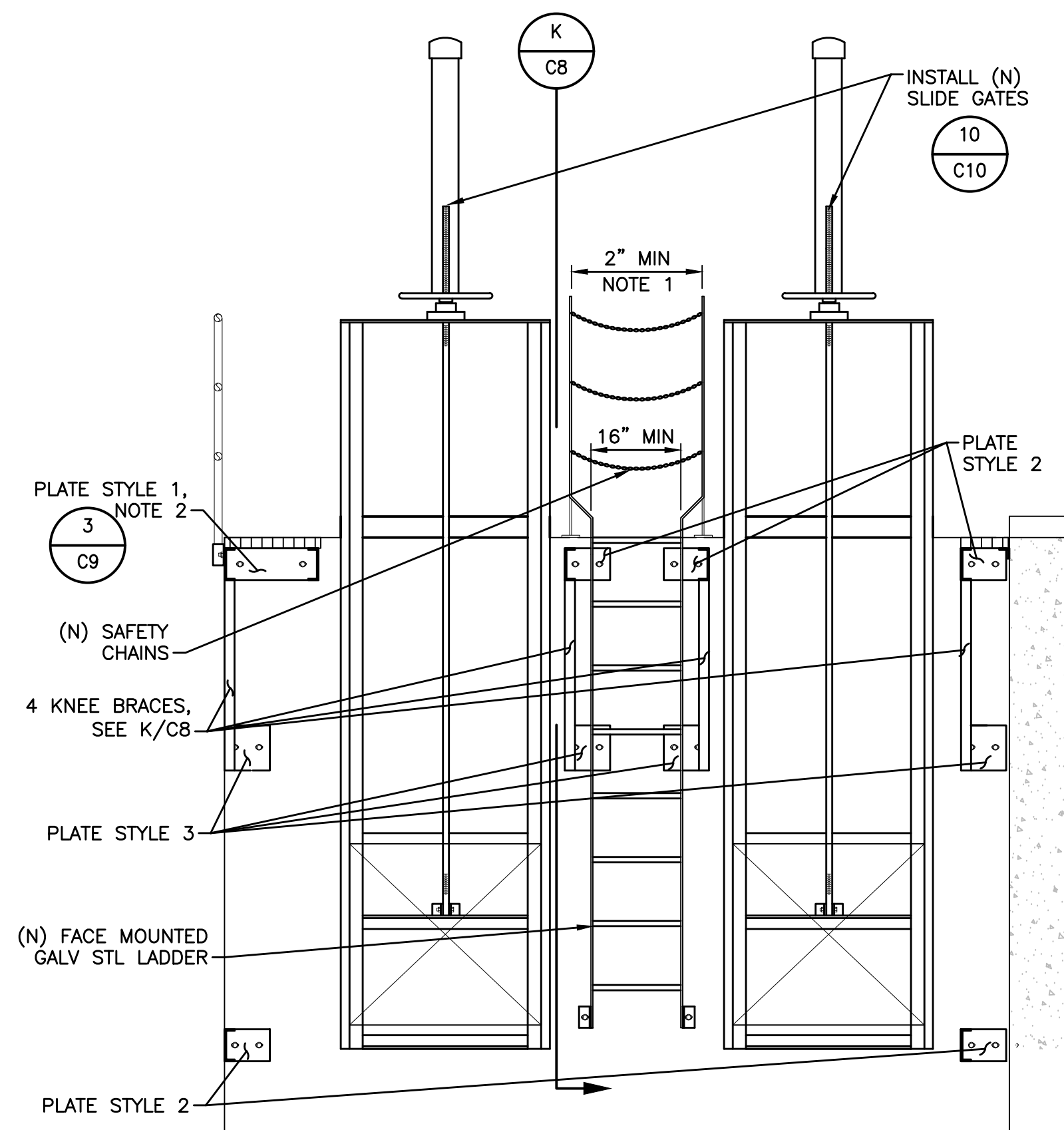
RANCHO MURIETA COMMUNITY SERVICES  
GRANLEES RAW WATER INTAKE IMPROVEMENTS

**SECTIONS & DETAILS 1**

DRAWING NUMBER	C5
SHEET NUMBER	7 OF 12



DEMOLITION

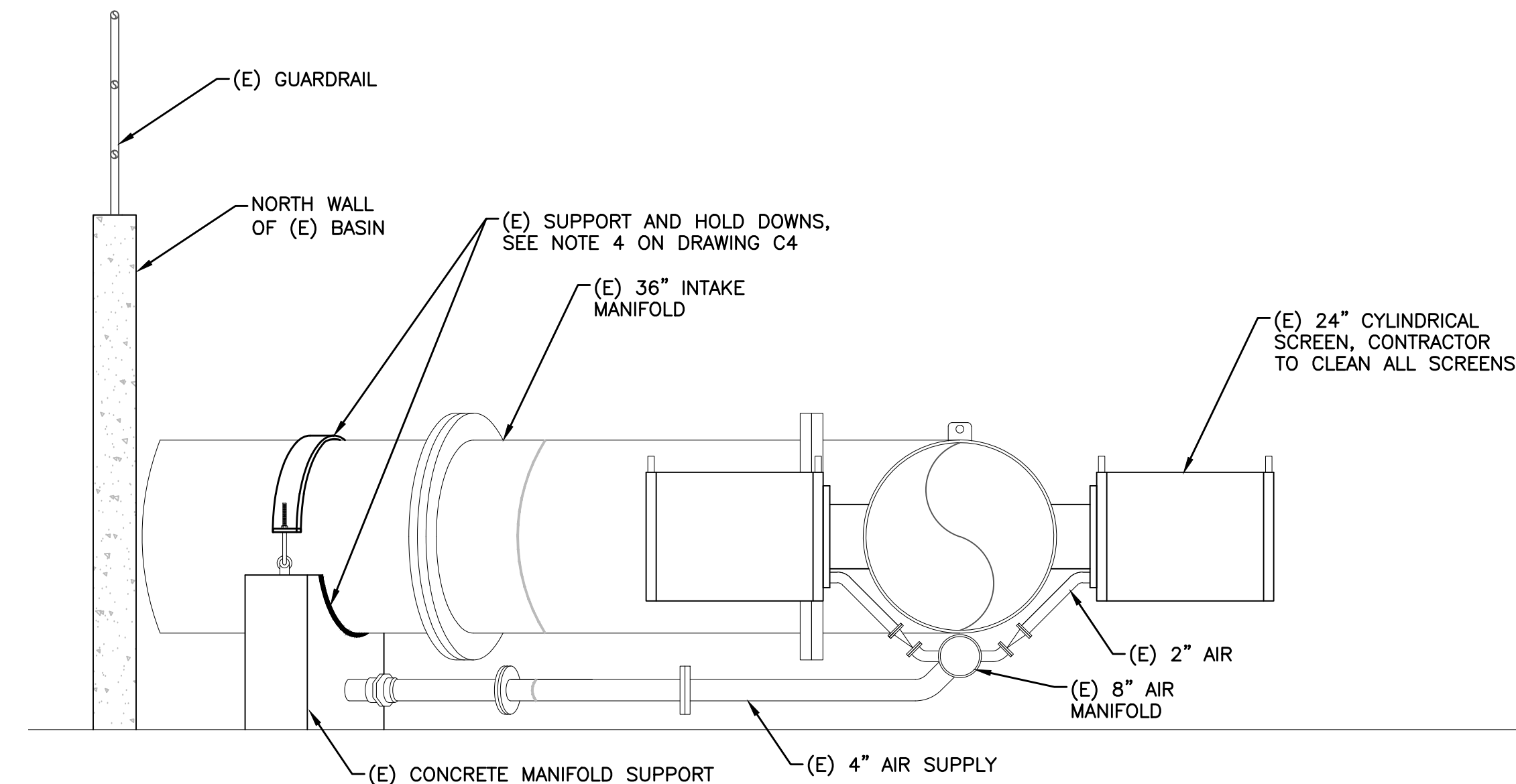


RENOVATION

SECTION C  
SCALE: 1/2" = 1'-0"

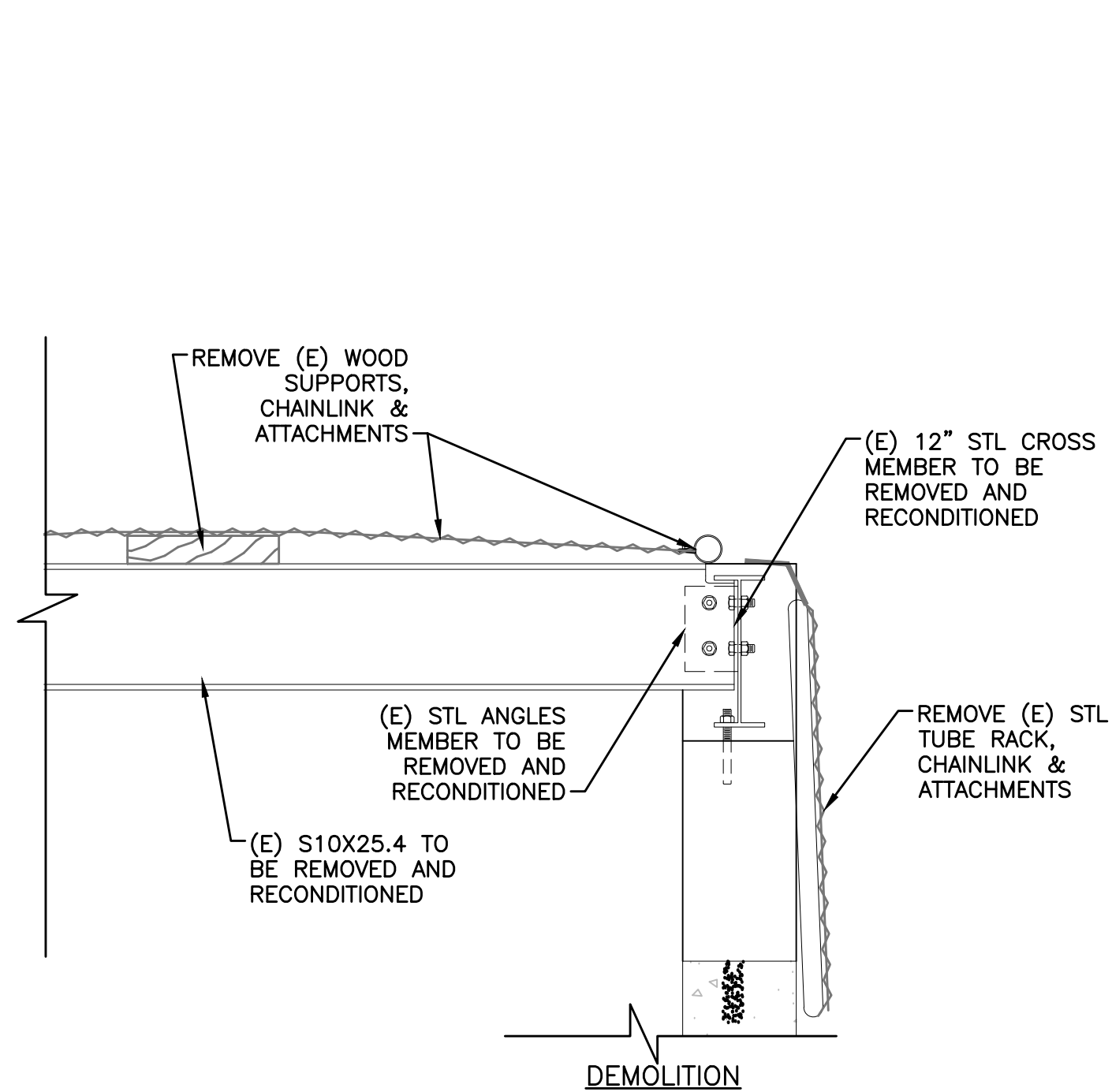
NOTES:

1. FIELD VERIFY DIMENSIONS OF THE LADDER AND CLEARANCES BASED ON NEW SLIDE GATE DIMENSIONS.
2. SEE DETAIL 3/C9 FOR ALL INTAKE RACK MOUNTING PLATE STYLES.

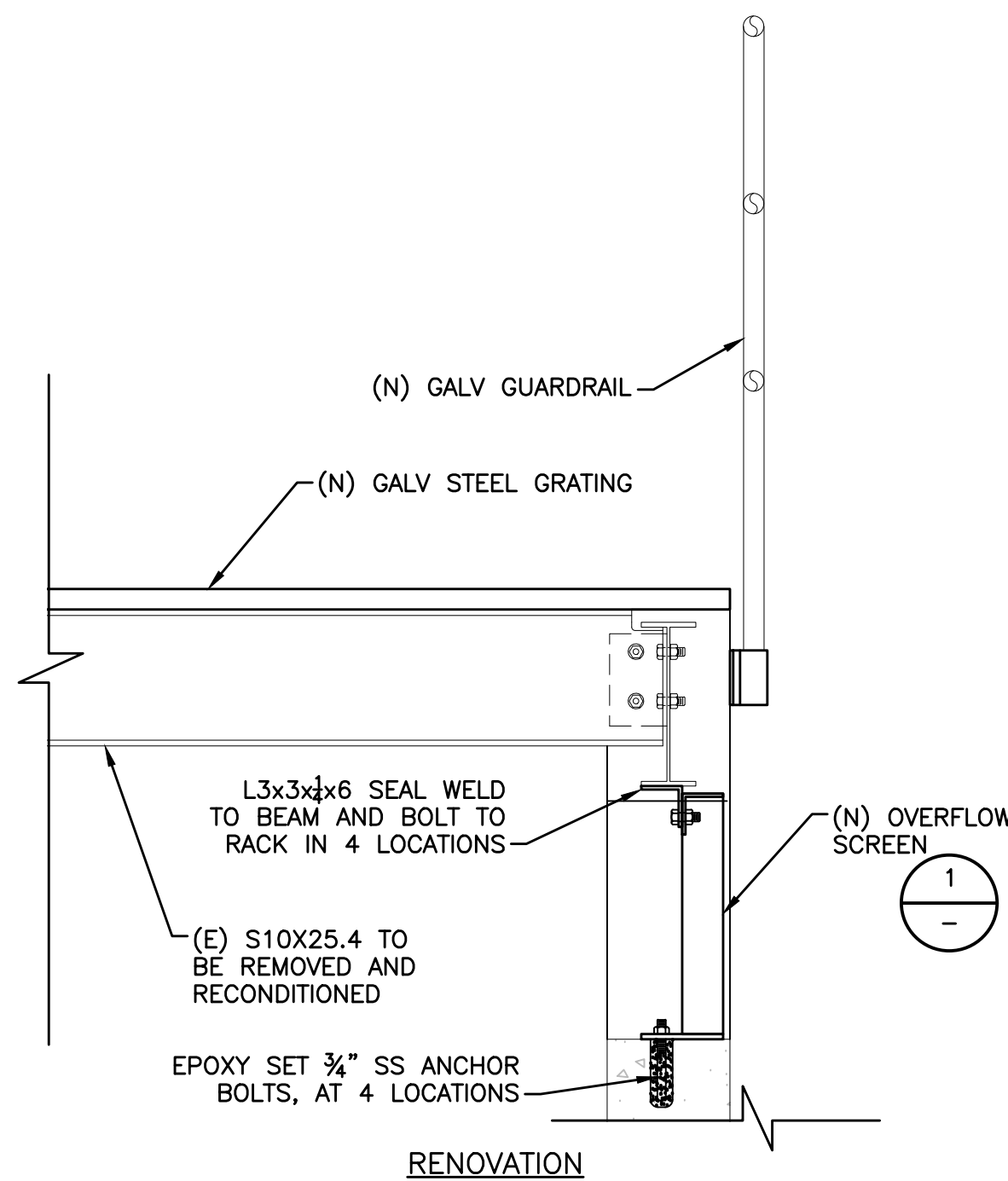


SCREENING MANIFOLD SECTION E  
SCALE: 1/2" = 1'-0"

C2,C4



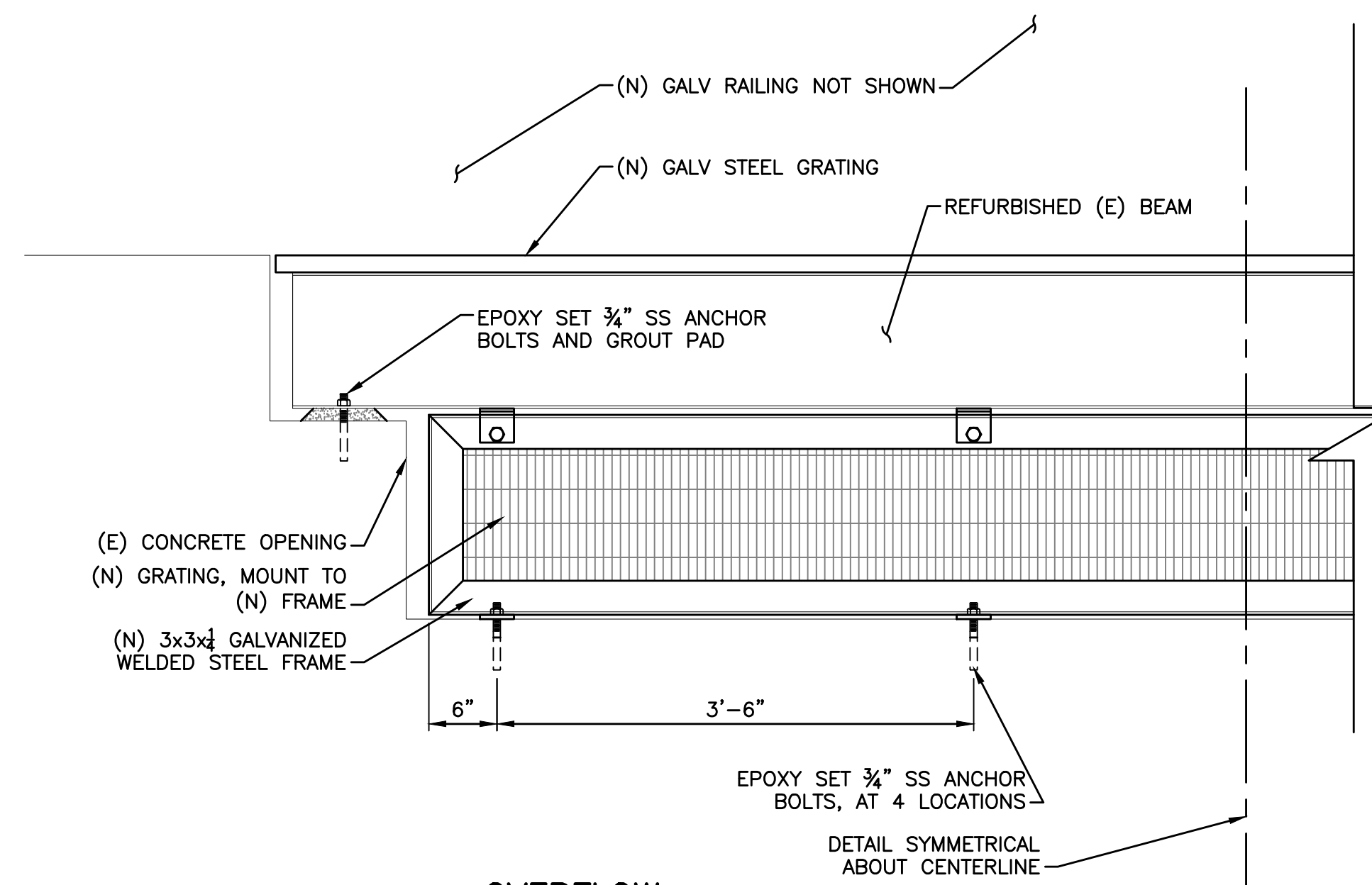
DEMOLITION



RENOVATION

SECTION D  
SCALE: 1" = 1'-0"

C1,C2



OVERFLOW SCREEN DETAIL 1  
SCALE: 1" = 1'-0"

C1

Z:\RM-ONCALL 3-21 TO 3-24\RM-033 GRANLEES DIVERSION DESIGN\DRAWINGS\RM033-FBAY PLAN.DWG

REVISIONS				
REV	DESCRIPTION	DATE	BY	CHKD
1	BID SET	02/24	DWH	DWH


WARNING

0 1"  
AT FULL SCALE  
(IF BAR IS NOT 1" - SCALE ACCORDINGLY)

DESIGNED: D. HEIGHER  
DRAWN: J. CADE  
CHECKED: J. DOMENICHELLI  
DATE: FEBRUARY 2024

**DOMENICHELLI & ASSOCIATES**

Domenicelli & Associates  
5180 Golden Foothill Pkwy, Suite 220 Ph: (916) 933-1997  
El Dorado Hills, CA 95762 Fax: (916) 933-4778



**Rancho Murieta**  
Community Services District

15160 Jackson Road, Rancho Murieta  
(916) 354 3700

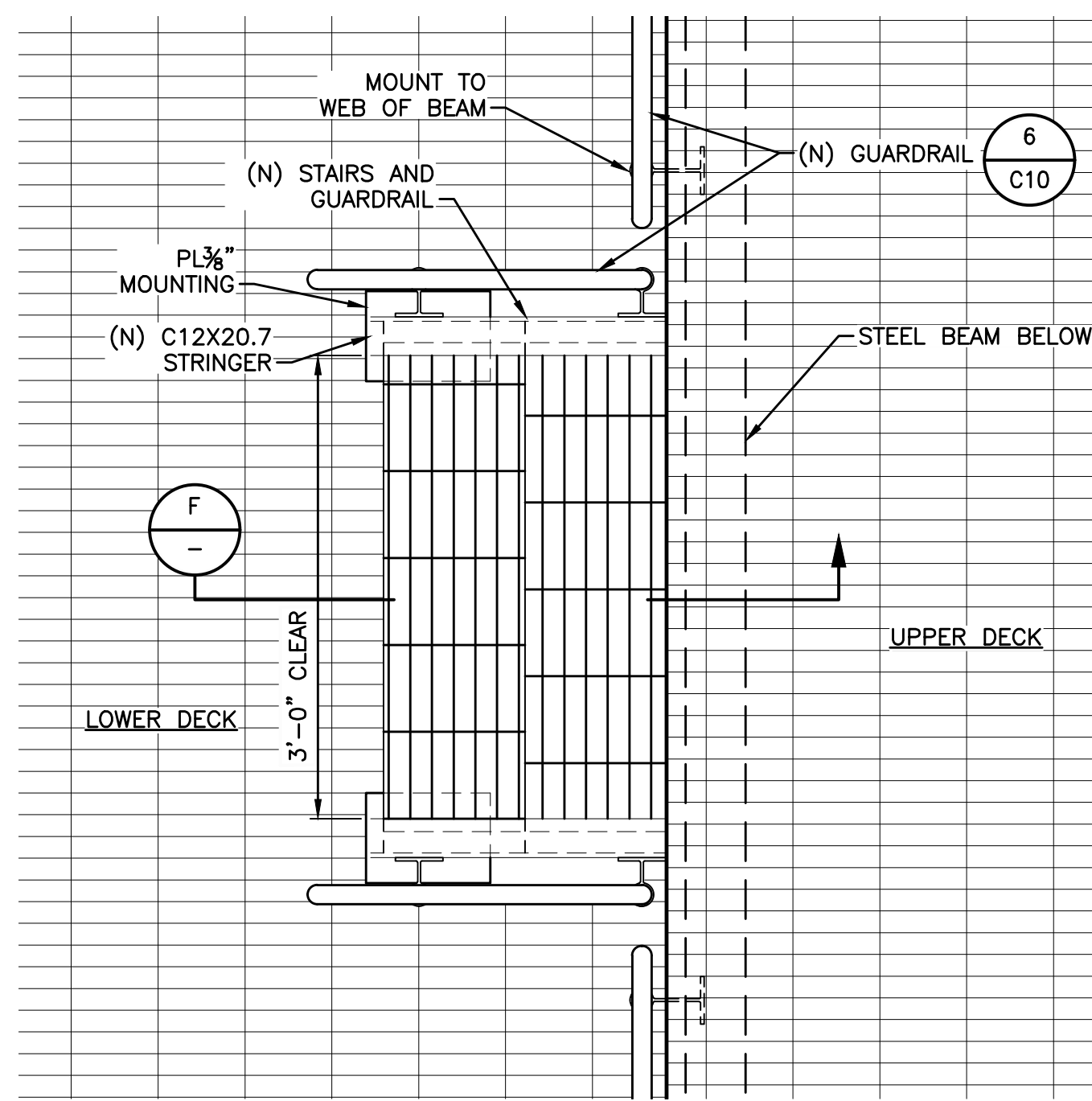
RANCHO MURIETA COMMUNITY SERVICES  
GRANLEES RAW WATER INTAKE IMPROVEMENTS

**SECTIONS & DETAILS 2**

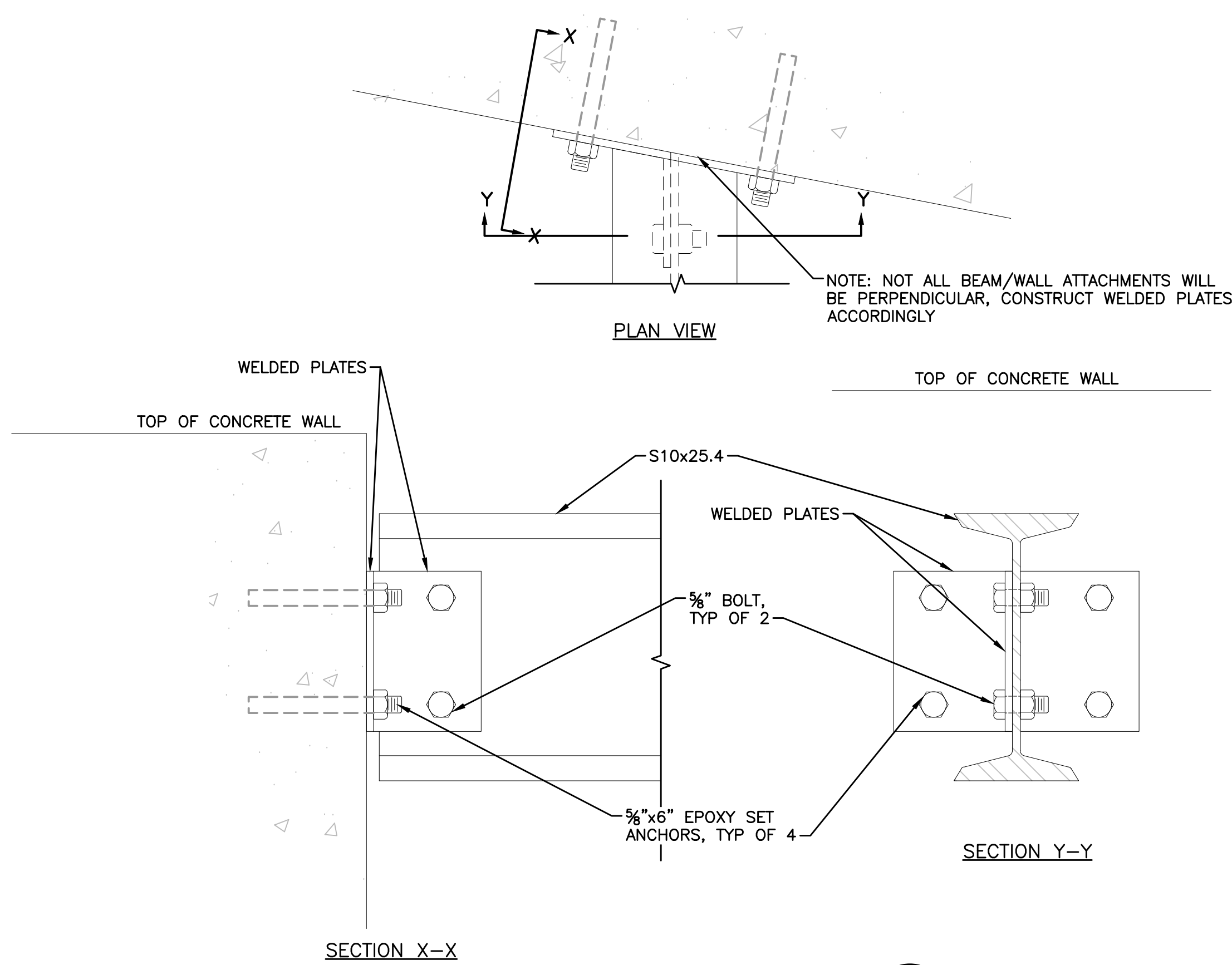
DRAWING NUMBER	C6
SHEET NUMBER	8 OF 12



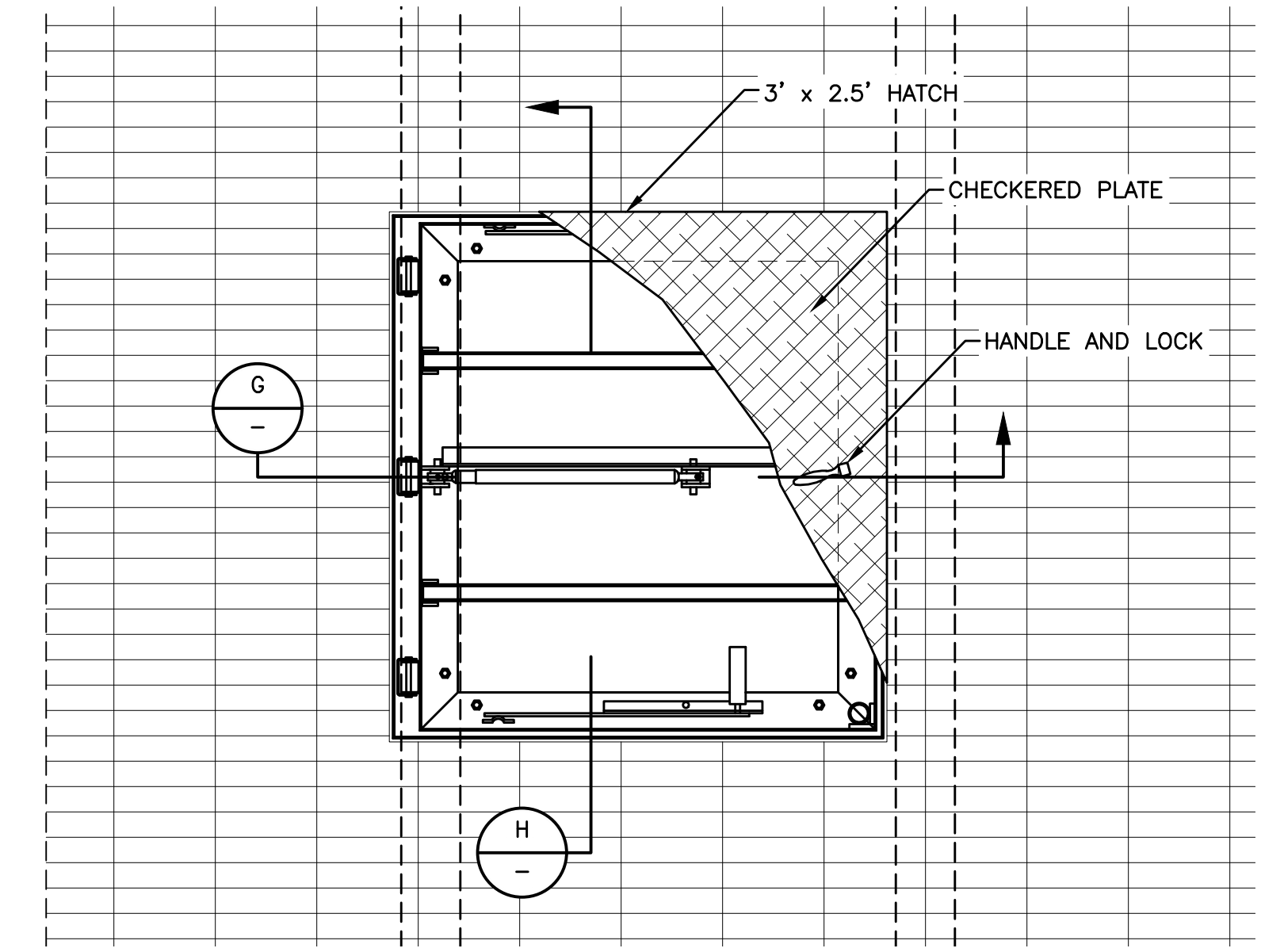
Z:\RM-ONCALL 3-21 TO 3-24\RM-033 GRANLEES DIVERSION DESIGN\DRAWINGS\RM033-FBAY PLAN.DWG



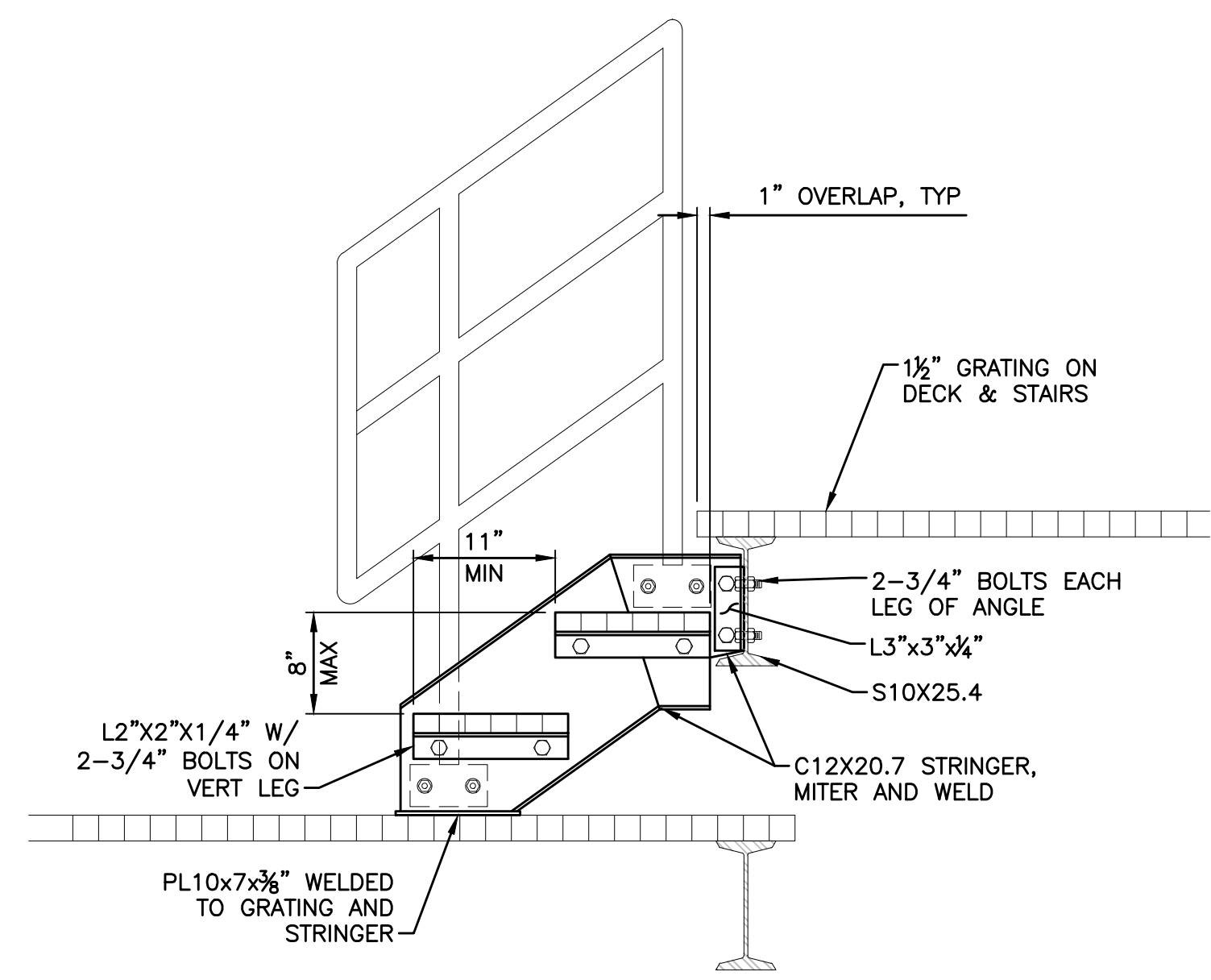
**STAIR PLAN**  
SCALE: 1" = 1'-0"  
1  
C3



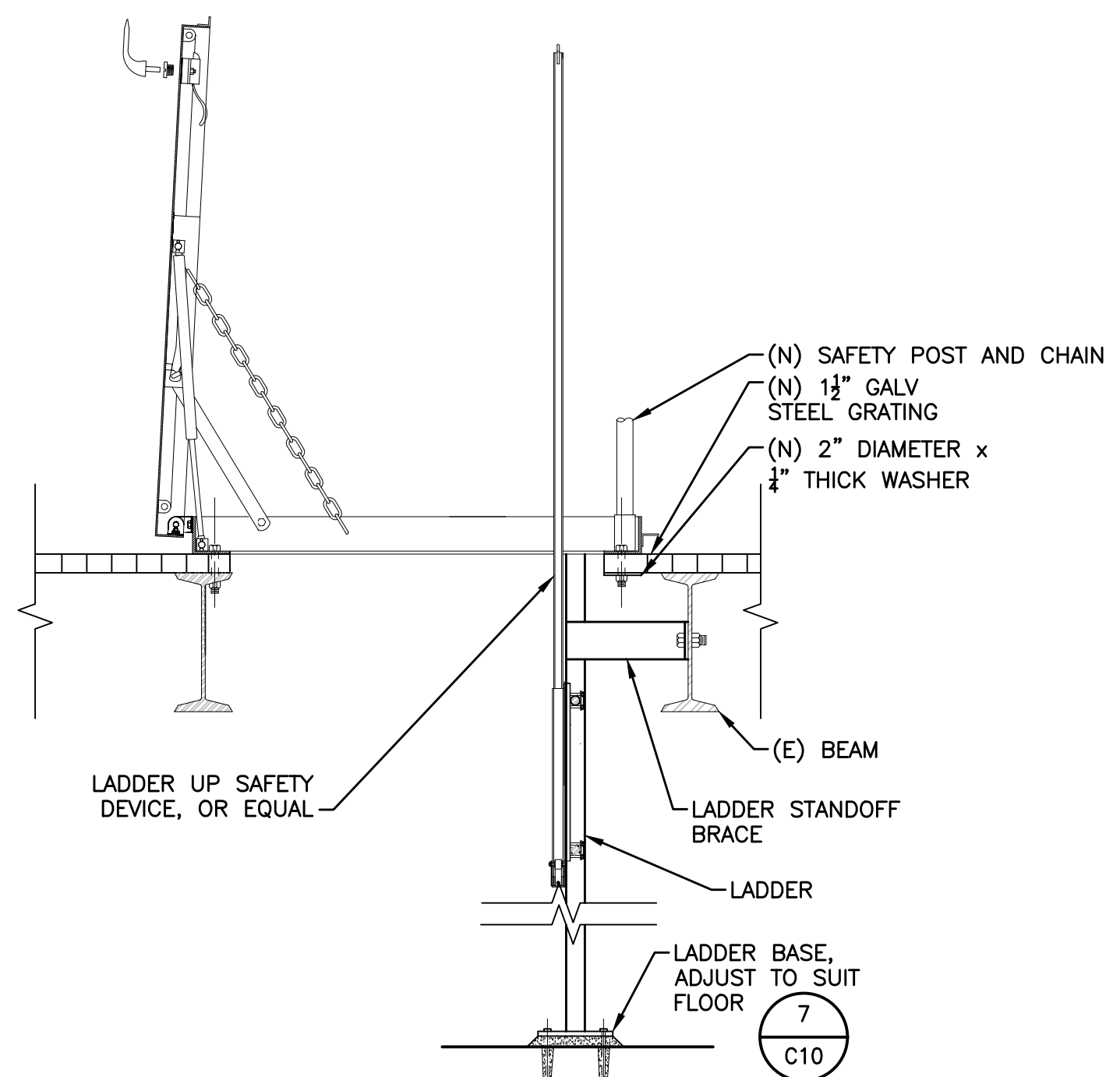
**BEAM CONNECTION DETAIL**  
SCALE: 3" = 1'-0"  
2  
C5



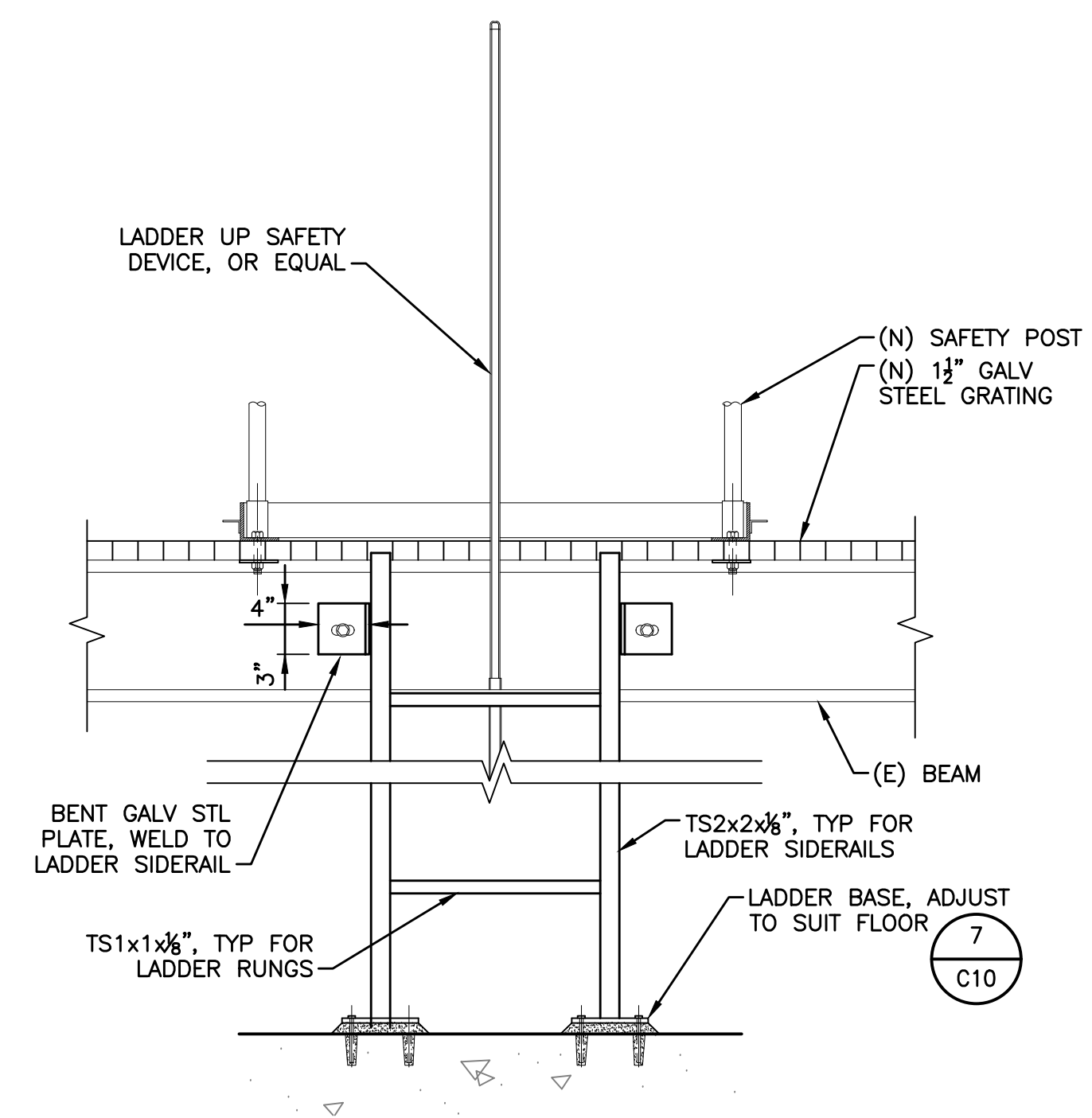
**HATCH DETAIL PLAN**  
SCALE: 1" = 1'-0"  
3  
C3



**STAIR SECTION**  
SCALE: 1" = 1'-0"  
F



**ACCESS HATCH SECTION G**  
SCALE: 1" = 1'-0"  
G



**ACCESS HATCH SECTION H**  
SCALE: 1" = 1'-0"  
H

REVISIONS				
REV	DESCRIPTION	DATE	BY	CHKD
1	BID SET	02/24	DWH	DWH

**WARNING**  
0 1"  
AT FULL SCALE  
(IF BAR IS NOT 1" - SCALE ACCORDINGLY)

DESIGNED: D. HEIGHER  
DRAWN: J. CADE  
CHECKED: J. DOMENICHELLI  
DATE: FEBRUARY 2024

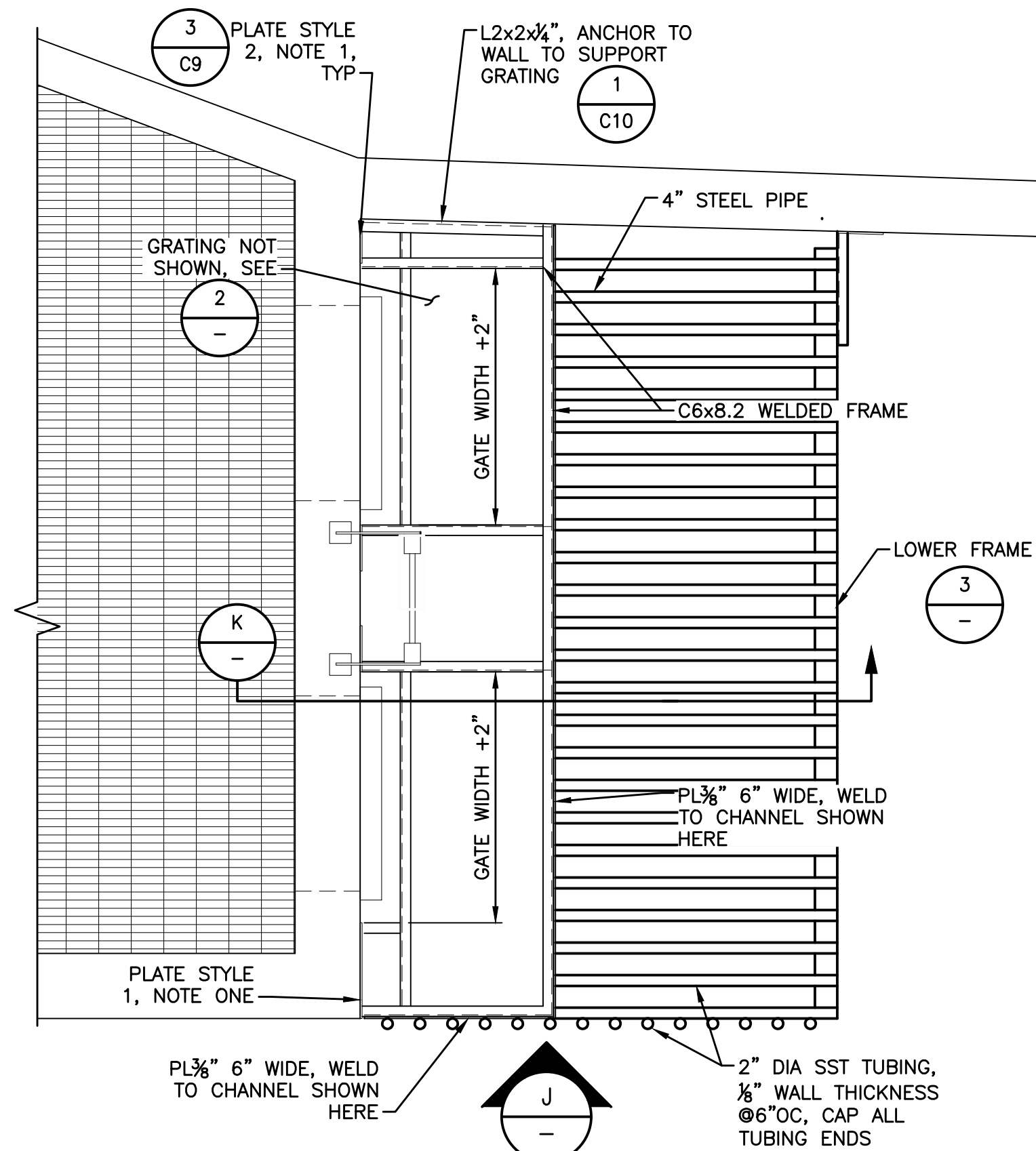
**DOMENICHELLI & ASSOCIATES**  
Domenicelli & Associates  
5180 Golden Foothill Pkwy, Suite 220 Ph: (916) 933-1997  
El Dorado Hills, CA 95762 Fax: (916) 933-4778



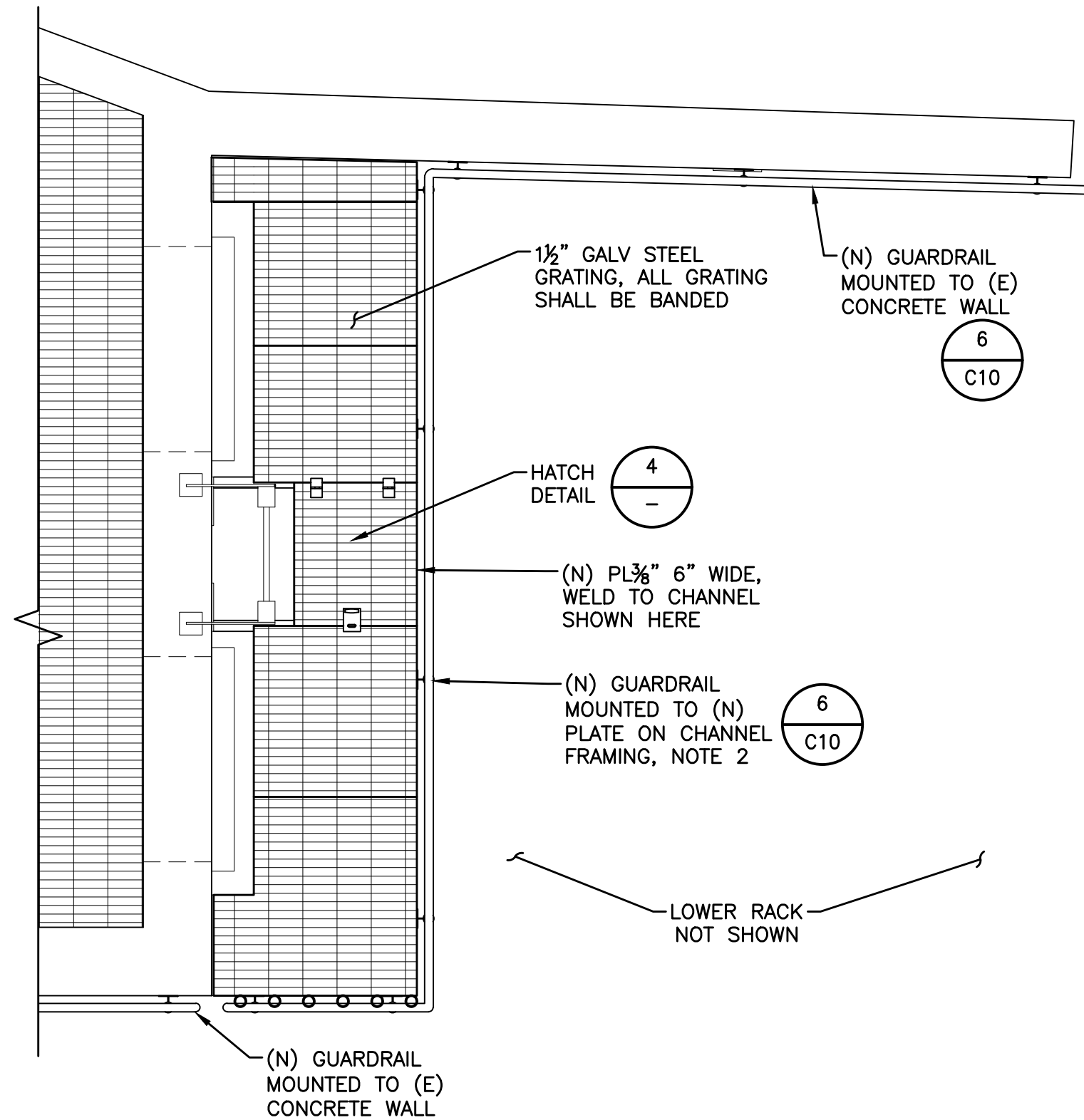
**Rancho Murieta**  
Community Services District  
15160 Jackson Road, Rancho Murieta  
(916) 354 3700

RANCHO MURIETA COMMUNITY SERVICES  
GRANLEES RAW WATER INTAKE IMPROVEMENTS  
**SECTIONS & DETAILS 3**

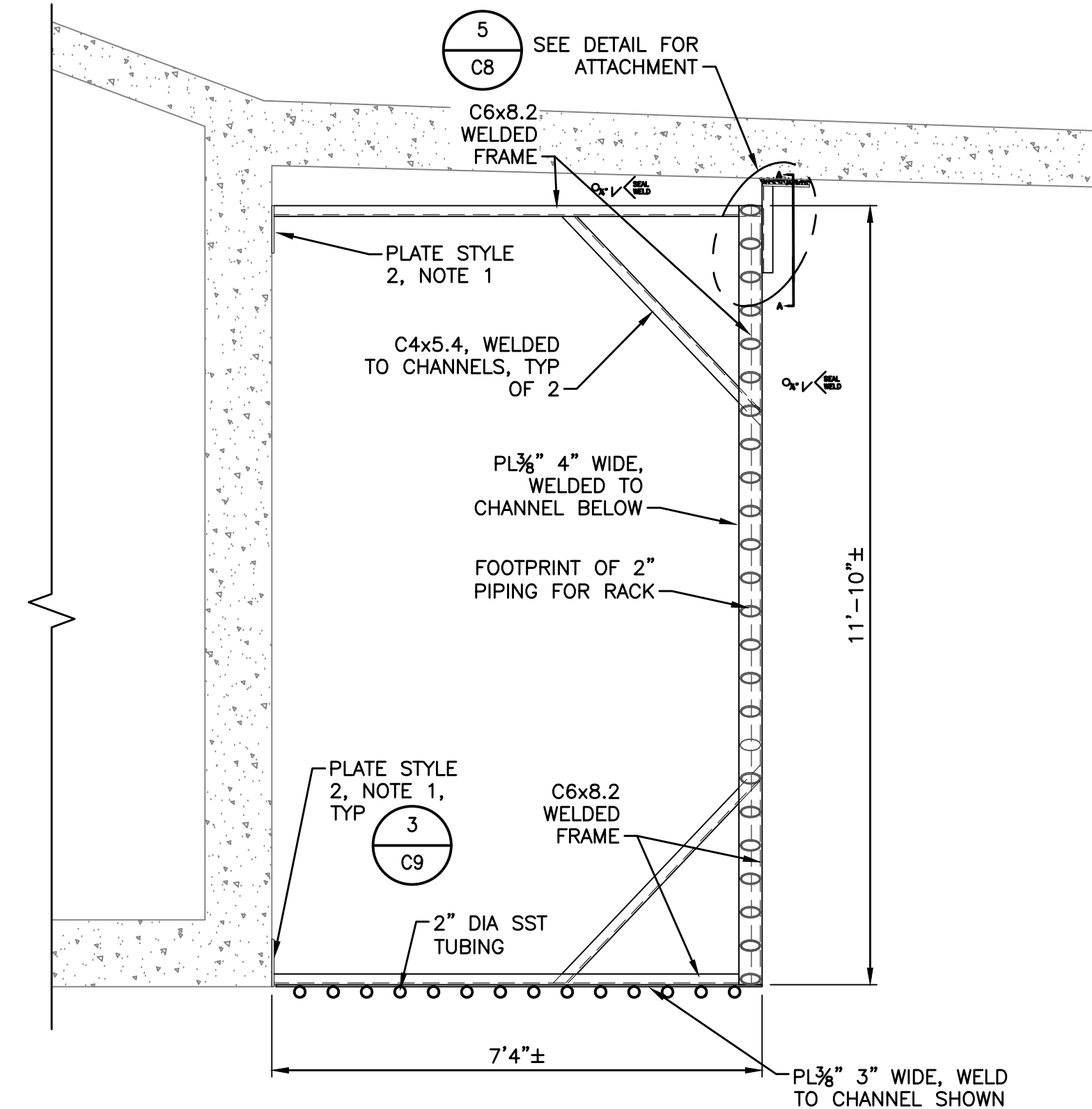
DRAWING NUMBER  
**C7**  
SHEET NUMBER  
9 OF 12



**INTAKE RACK PLAN & UPPER DECK FRAMING LAYOUT**  
SCALE: 1/2" = 1'-0"  
1 C3

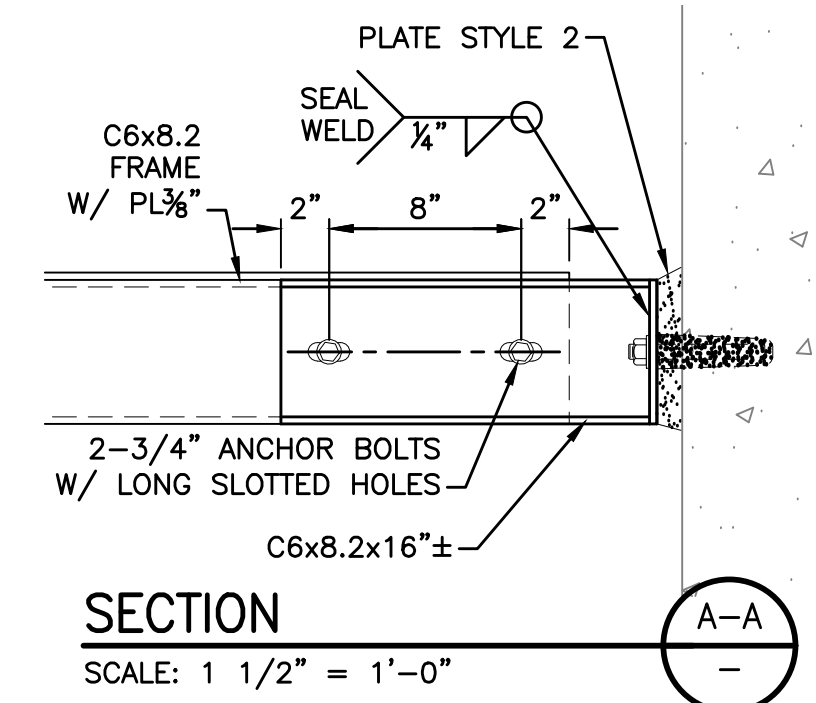


**INTAKE DECK GRATING PLAN & GUARDRAIL LAYOUT**  
SCALE: 1" = 1'-0"  
2 C3

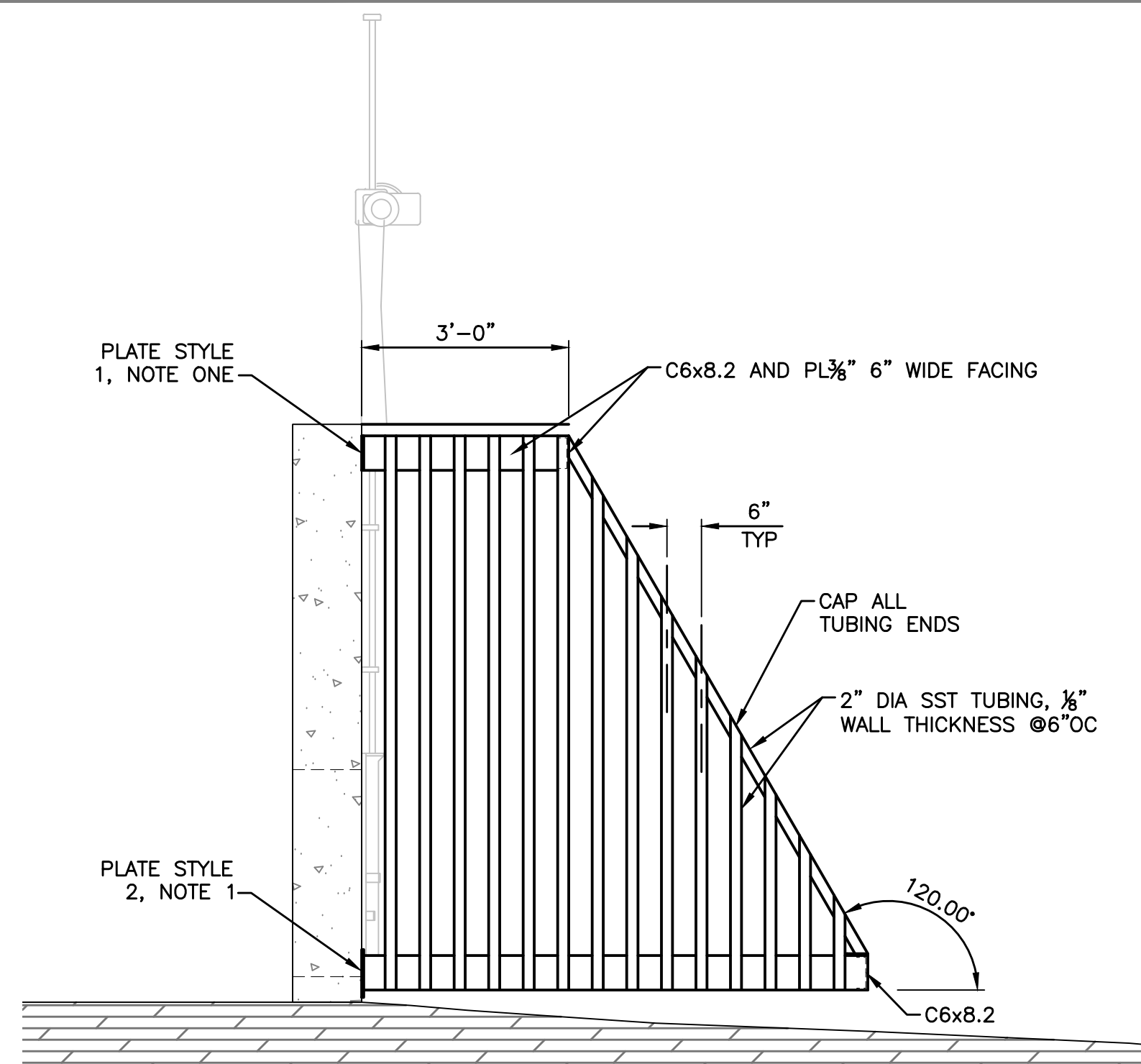


**INTAKE BAR RACK LOWER FRAMING LAYOUT**  
SCALE: 1" = 1'-0"  
3 C3

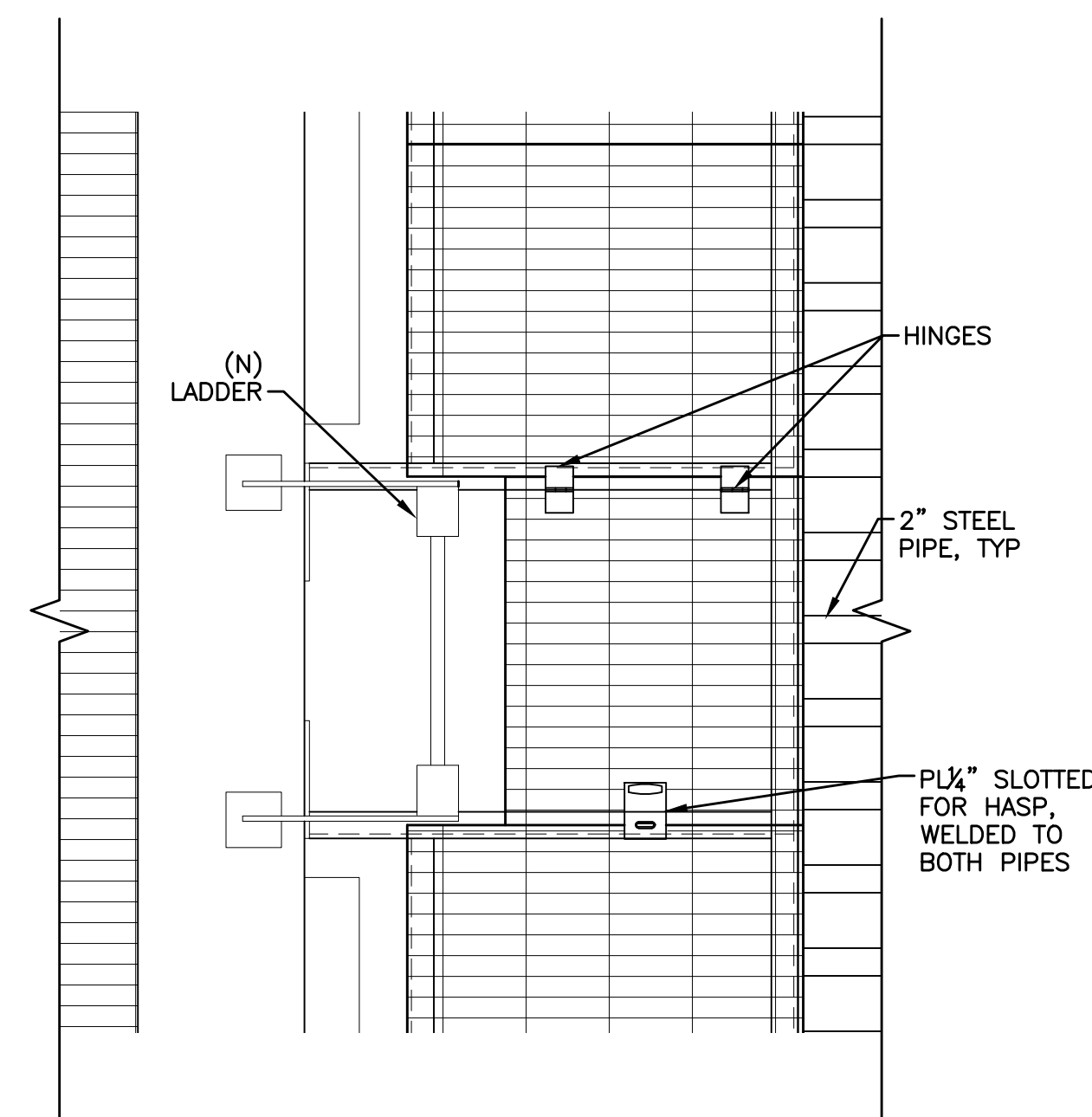
**NOTES:**  
1. SEE DETAIL 3/C9 FOR ALL INTAKE RACK MOUNTING PLATE STYLES.  
2. PLACE RAIL MOUNTINGS TO ACCOMMODATE THE INTAKE RACK PIPES.



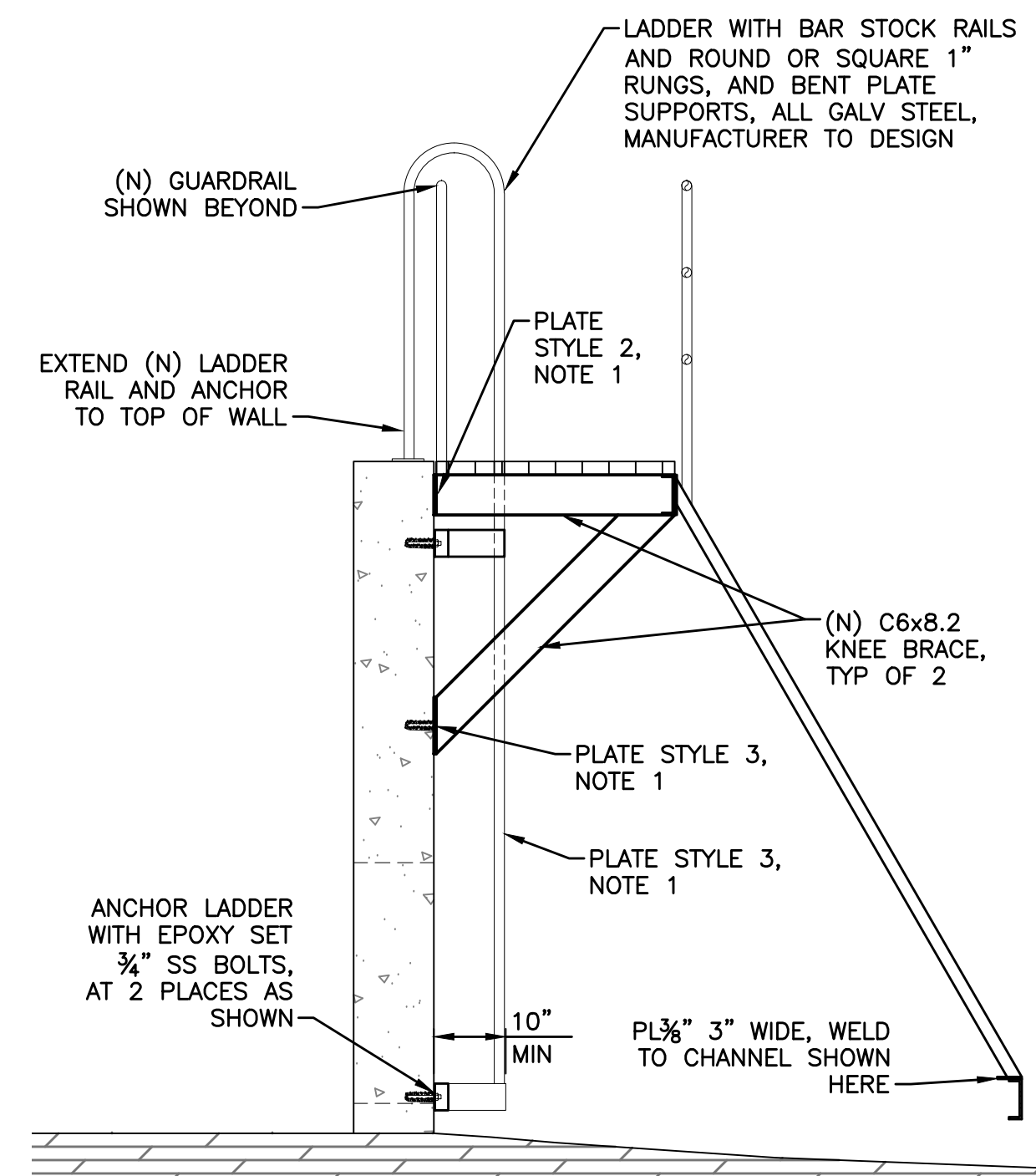
**SECTION A-A**  
SCALE: 1 1/2" = 1'-0"



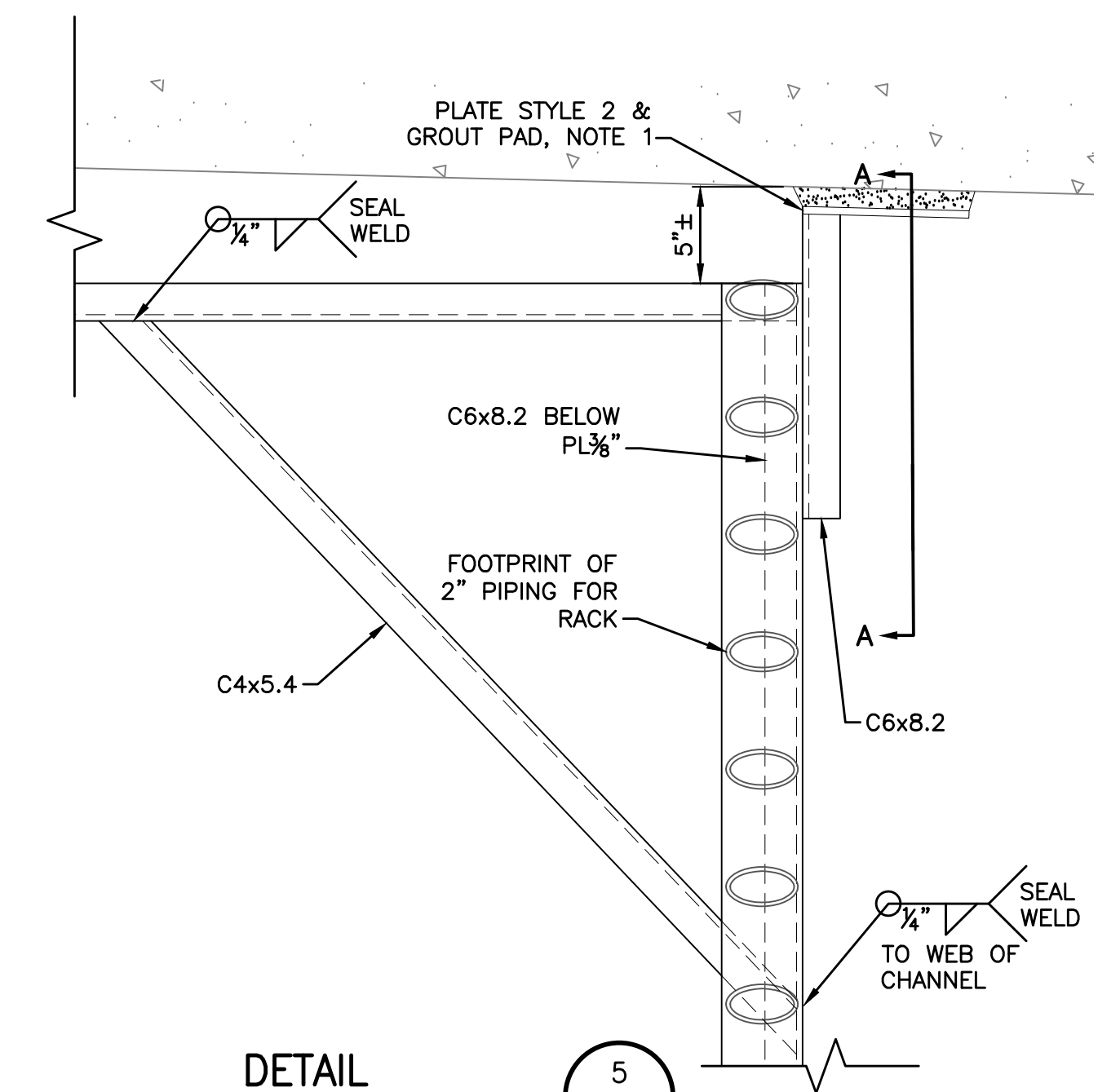
**ELEVATION J**  
SCALE: 1/2" = 1'-0"



**INTAKE RACK ACCESS HATCH 4**  
SCALE: 1" = 1'-0"



**SECTION K**  
SCALE: 1/2" = 1'-0"  
C6



**DETAIL 5**  
SCALE: 1 1/2" = 1'-0"

Z:\RM-ONCALL 3-21 TO 3-24\RM-033 GRANLEES DIVERSION DESIGN\DRAWINGS\RM033-FBAY PLAN.DWG

REVISIONS				
REV	DESCRIPTION	DATE	BY	CHKD
1	BID SET	02/24	DWH	DWH

**WARNING**  
0 1"  
AT FULL SCALE  
(IF BAR IS NOT 1" - SCALE ACCORDINGLY)

DESIGNED: D. HEIGHER  
DRAWN: J. CADE  
CHECKED: J. DOMENICHELLI  
DATE: FEBRUARY 2024

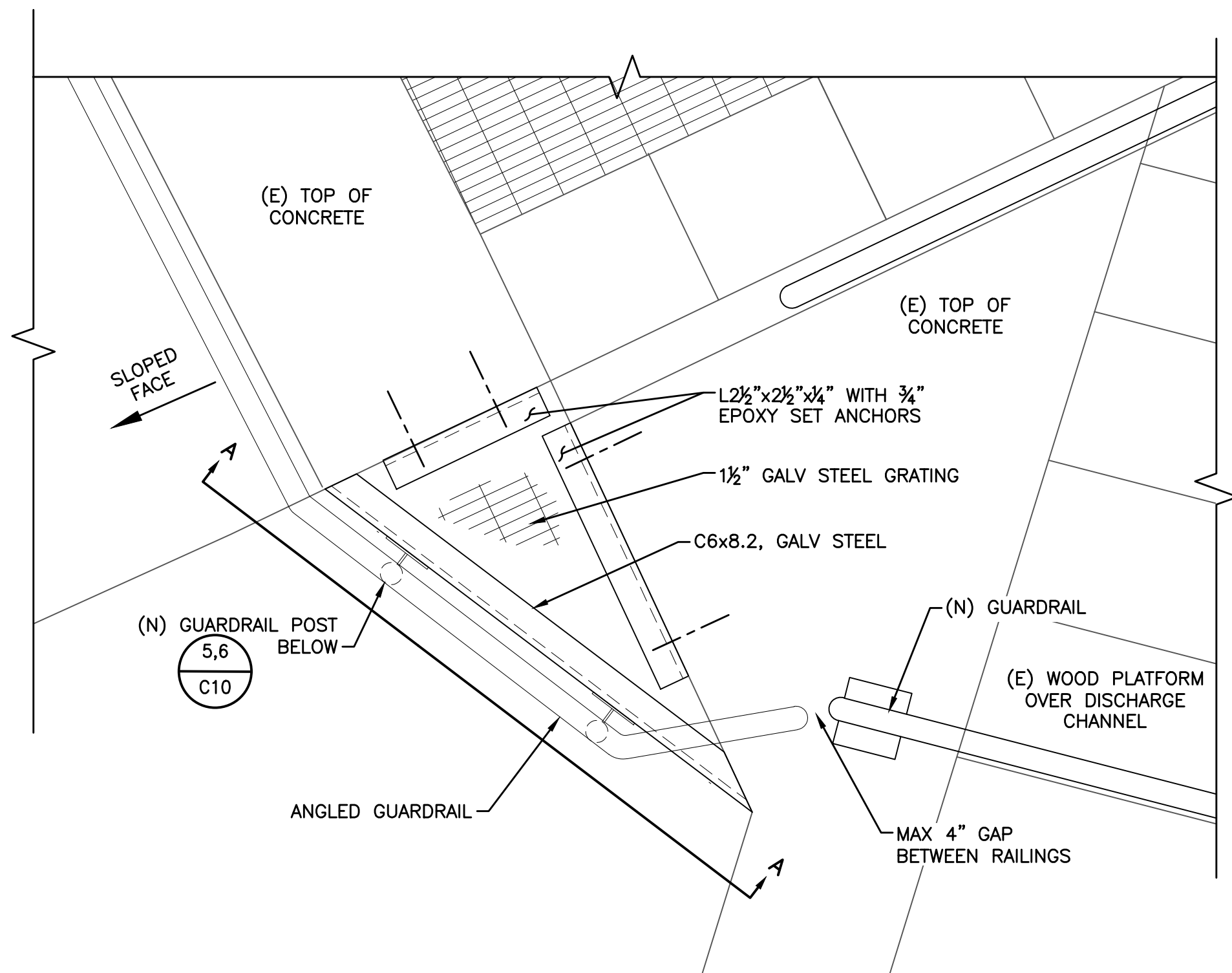
**DOMENICHELLI & ASSOCIATES**  
Domenicelli & Associates  
5180 Golden Foothill Pkwy, Suite 220 El Dorado Hills, CA 95762  
Ph: (916) 933-1997 Fax: (916) 933-4778



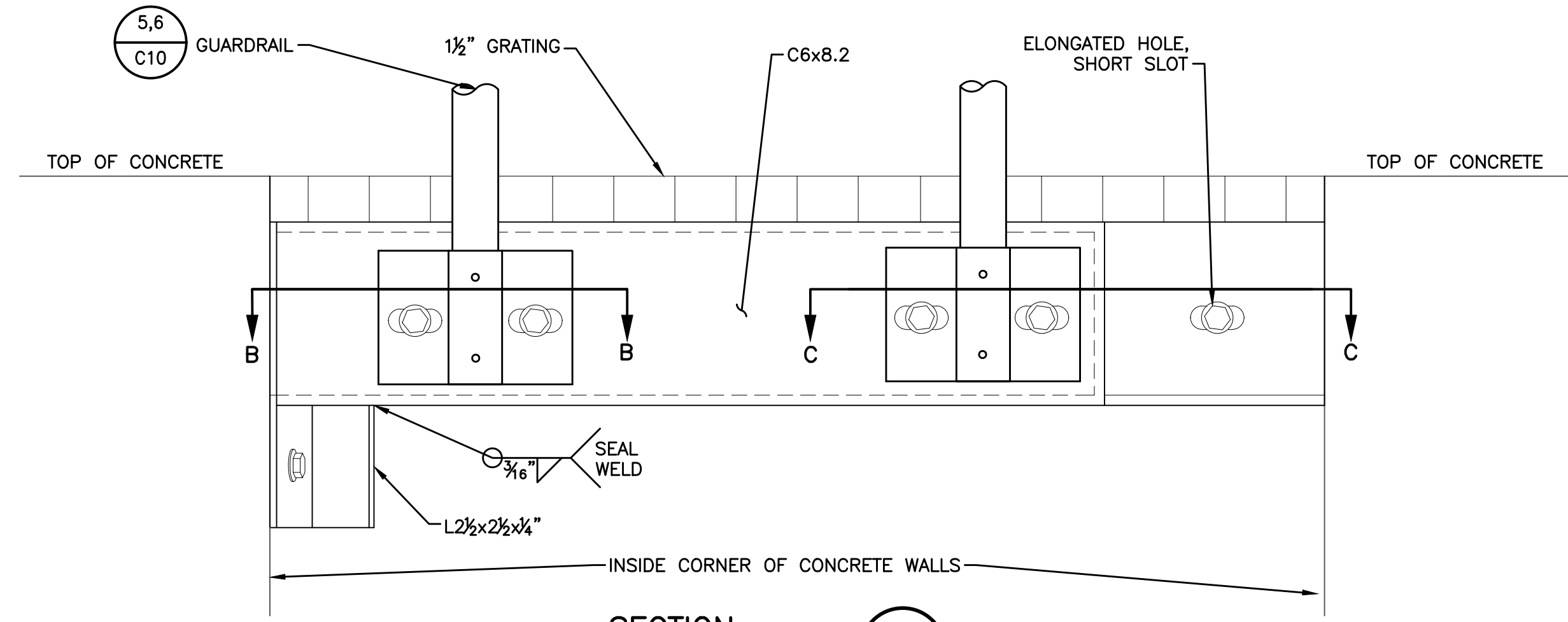
**Rancho Murieta Community Services District**  
15160 Jackson Road, Rancho Murieta (916) 354 3700

**RANCHO MURIETA COMMUNITY SERVICES GRANLEES RAW WATER INTAKE IMPROVEMENTS**  
**SECTIONS & DETAILS 4**

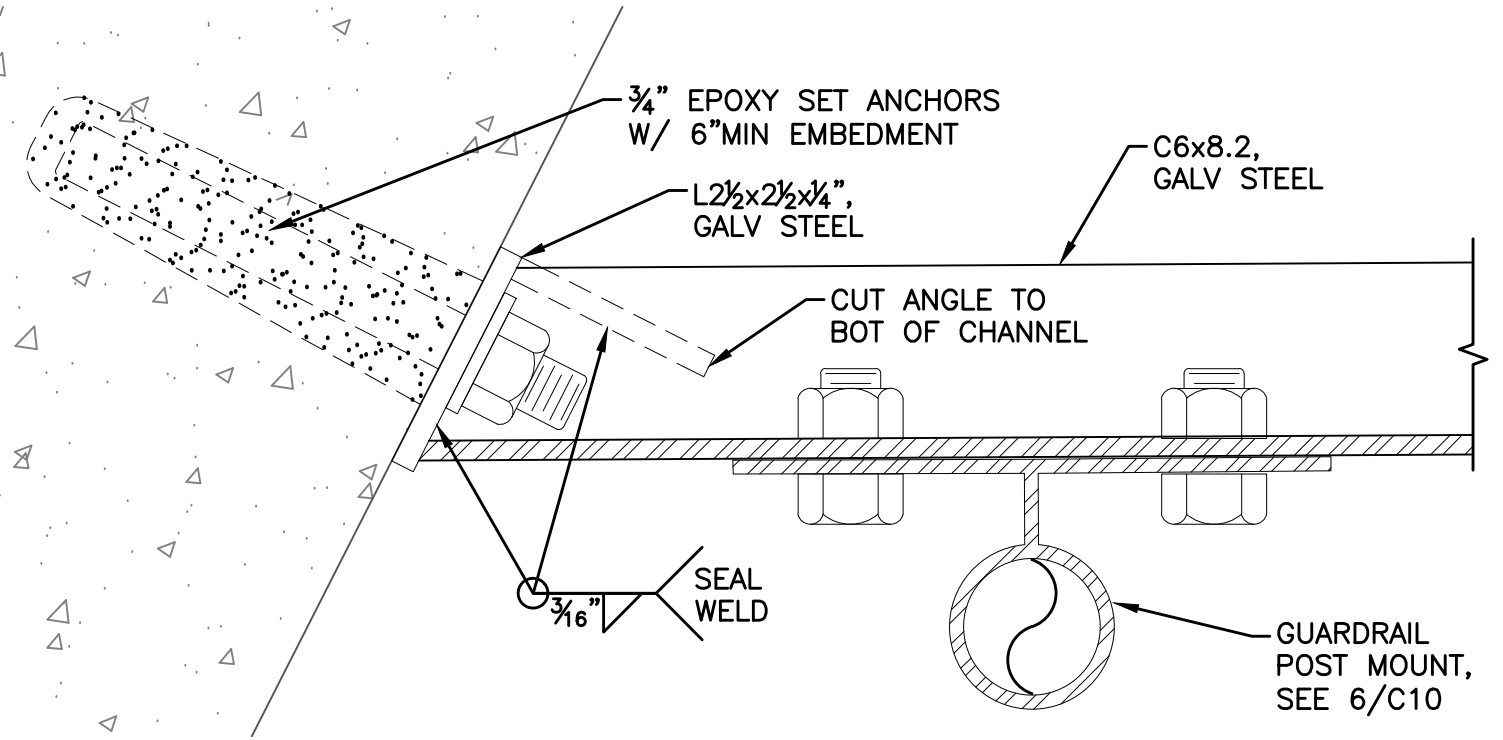
DRAWING NUMBER	C8
SHEET NUMBER	10 OF 12



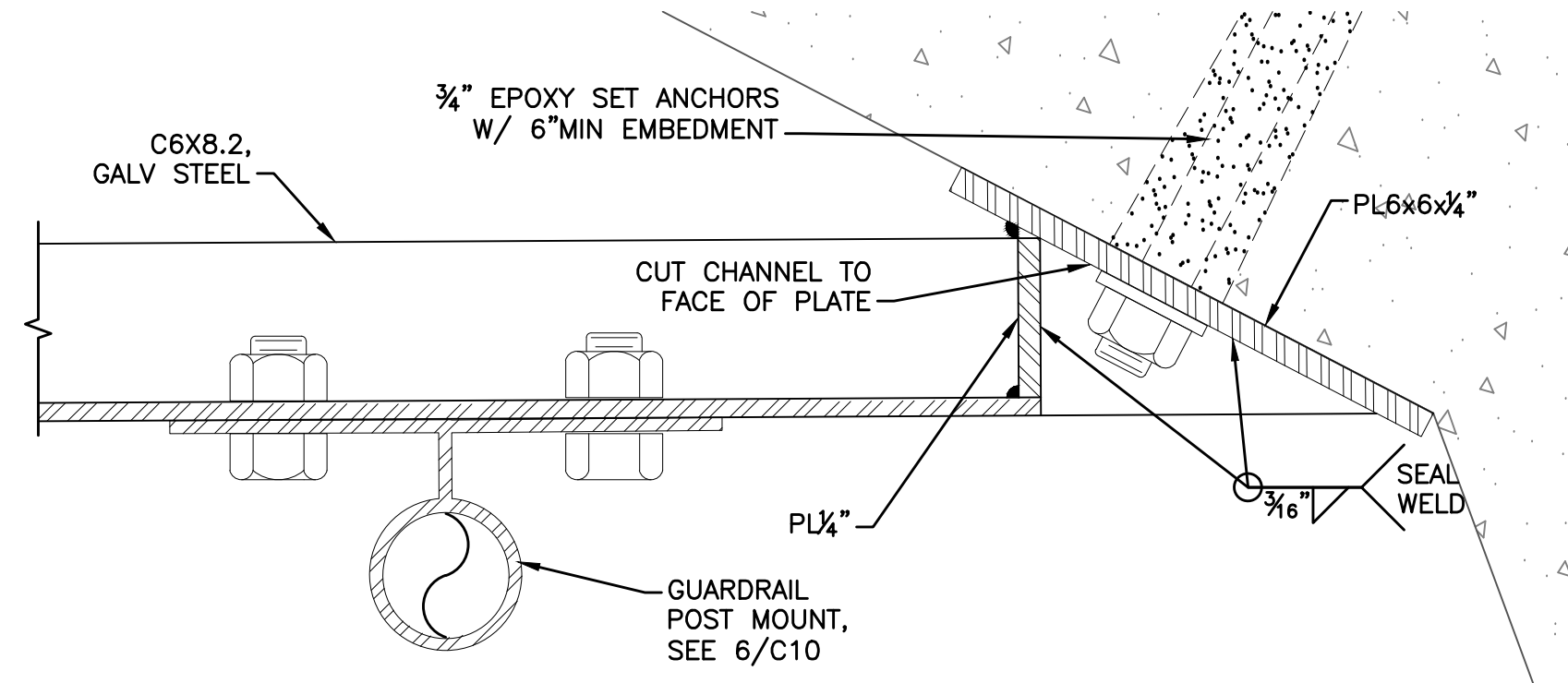
**WALWAY FRAMING PLAN** 1  
SCALE: 1 1/2" = 1'-0" C3



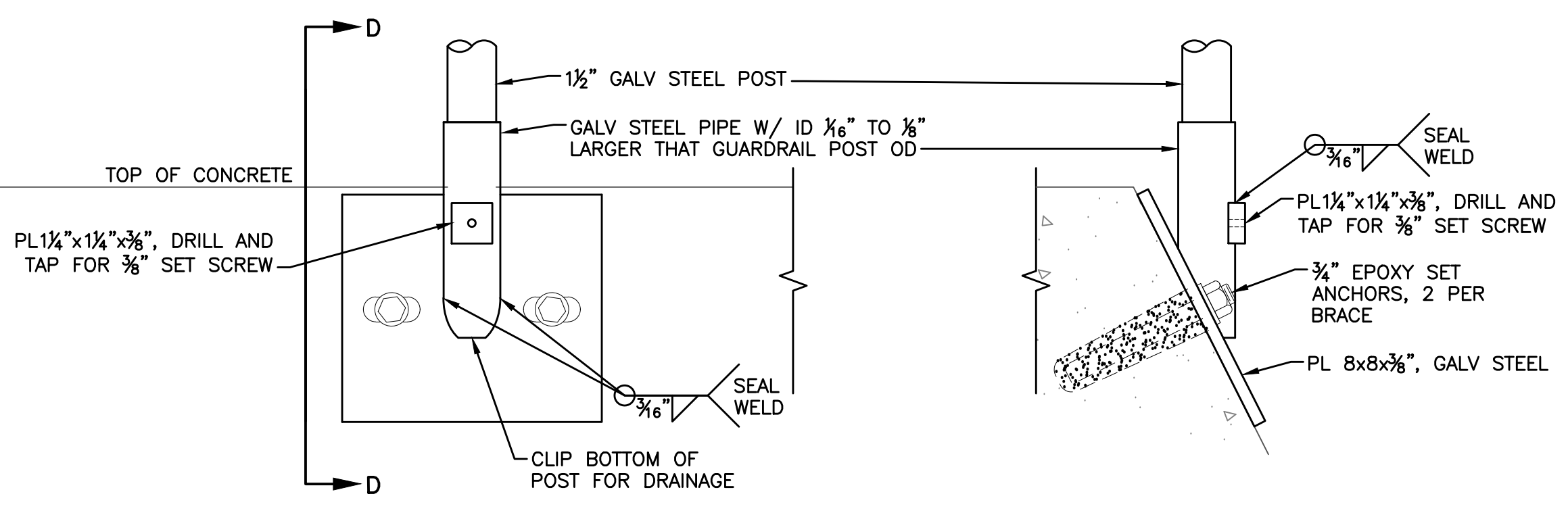
**SECTION A-A**  
SCALE: 3" = 1'-0"



**SECTION B-B**  
SCALE: 6" = 1'-0"

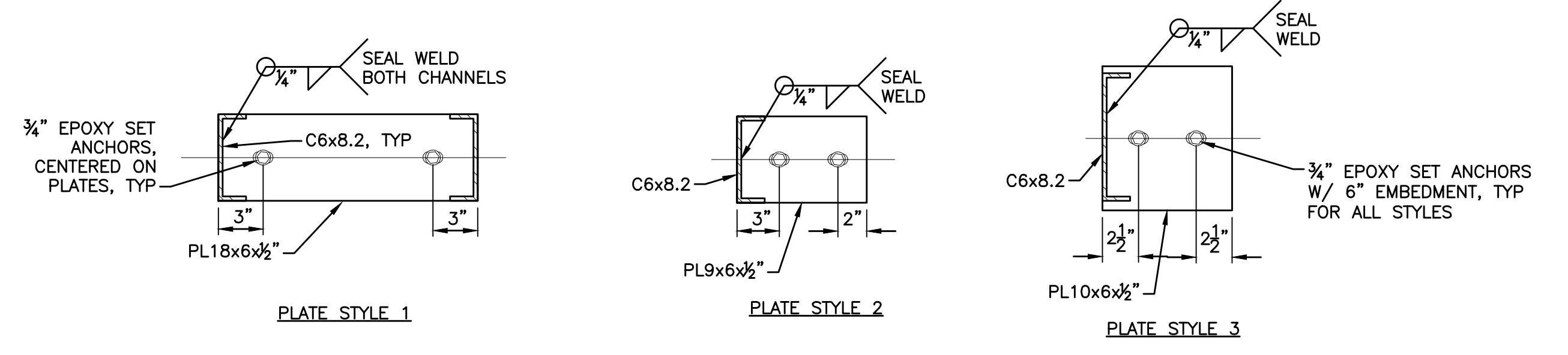


**SECTION C-C**  
SCALE: 6" = 1'-0"

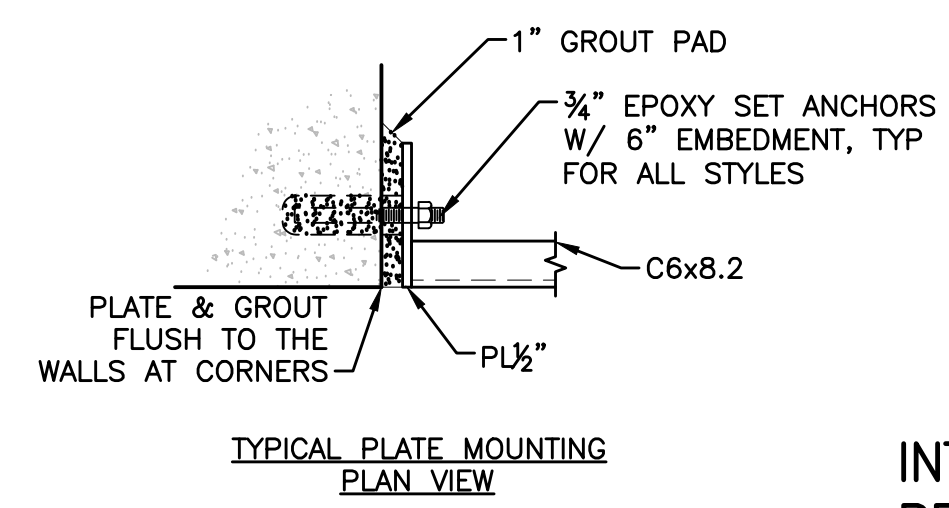


**GUARDRAIL POST MOUNTING AON SLOPED SURFACE** 2  
SCALE: 3" = 1'-0" C5

**SECTION D-D**  
SCALE: 3" = 1'-0"



**INTAKE RACK BEARING PLATE STYLES** 3  
NTS C6.8



Z:\RM-ONCALL 3-21 TO 3-24\RM-033 GRANLEES DIVERSION DESIGN\DRAWINGS\RM033-FRAY PLAN.DWG

REVISIONS				
REV	DESCRIPTION	DATE	BY	CHKD
1	BID SET	02/24	DWH	DWH

**WARNING**

0 1"

AT FULL SCALE

(IF BAR IS NOT 1" - SCALE ACCORDINGLY)

DESIGNED: D. HEIGHER

DRAWN: J. CADE

CHECKED: J. DOMENICHELLI

DATE: FEBRUARY 2024

**DOMENICHELLI & ASSOCIATES**

Domenicelli & Associates  
5180 Golden Foothill Pkwy, Suite 220 Ph: (916) 933-1997  
El Dorado Hills, CA 95762 Fax: (916) 933-4778



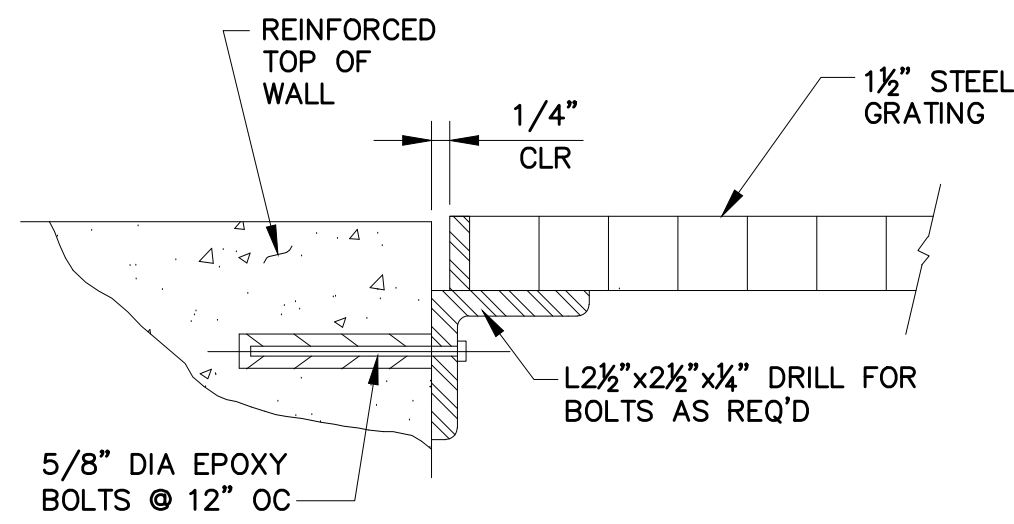
**Rancho Murieta Community Services District**

15160 Jackson Road, Rancho Murieta (916) 354 3700

RANCHO MURIETA COMMUNITY SERVICES  
GRANLEES RAW WATER INTAKE IMPROVEMENTS

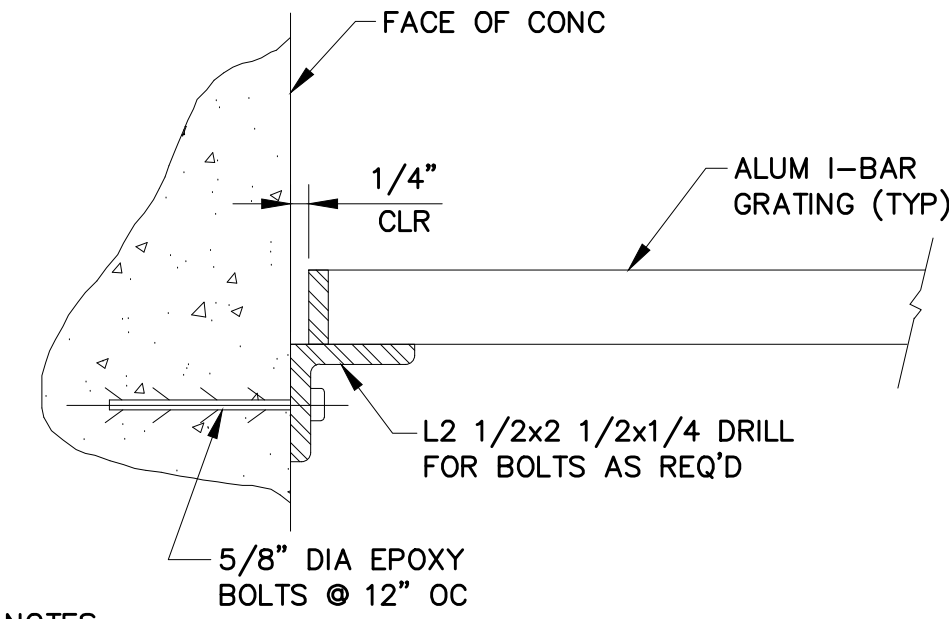
**SECTIONS & DETAILS 5**

DRAWING NUMBER	C9
SHEET NUMBER	11 OF 12



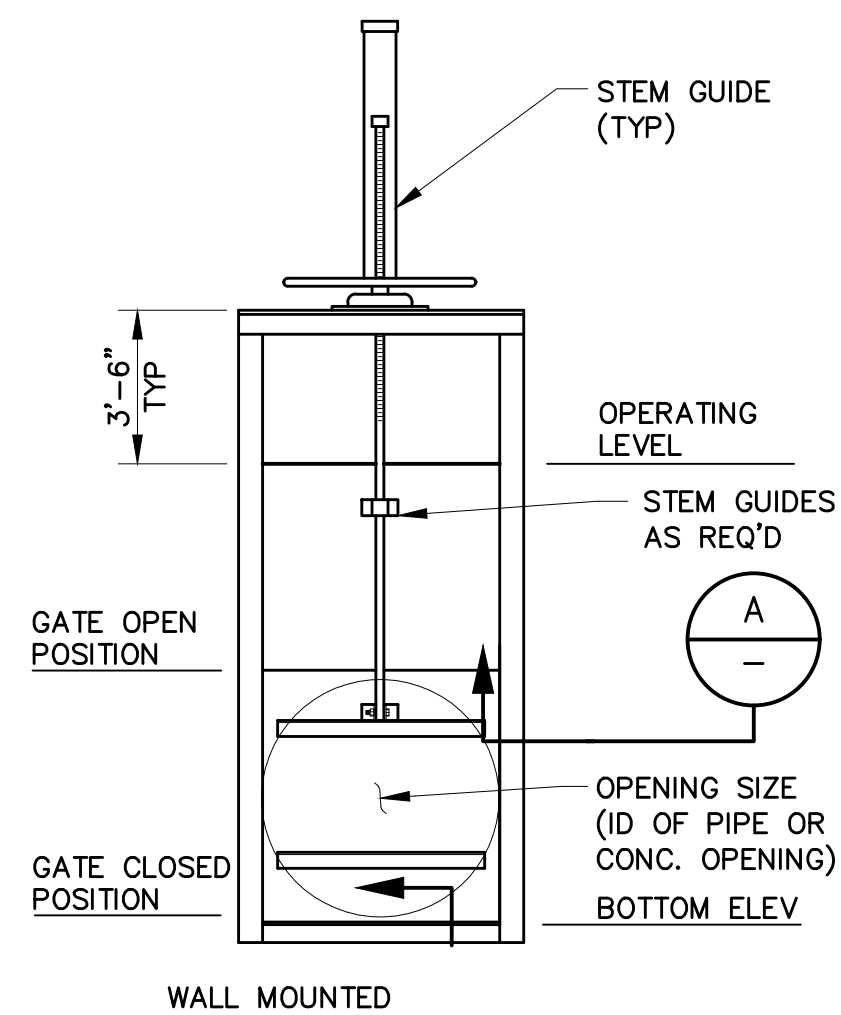
NOTES:  
1. HOT DIP GALVANIZE ALL STEEL PARTS AFTER FABRICATION

**GRATING SUPPORT DETAIL 1**  
NTS TYP

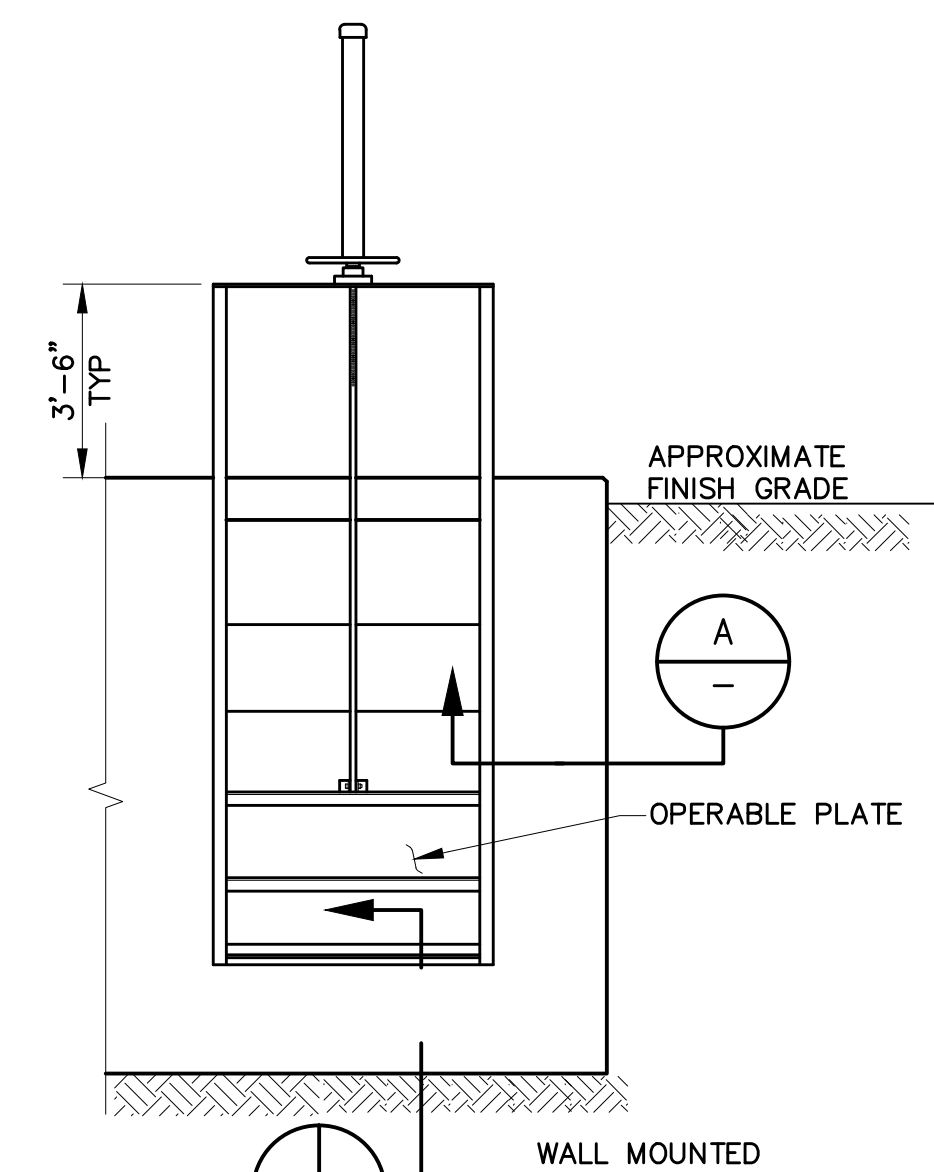


NOTES:  
1. HOT DIP GALVANIZE ALL STEEL PARTS AFTER FABRICATION

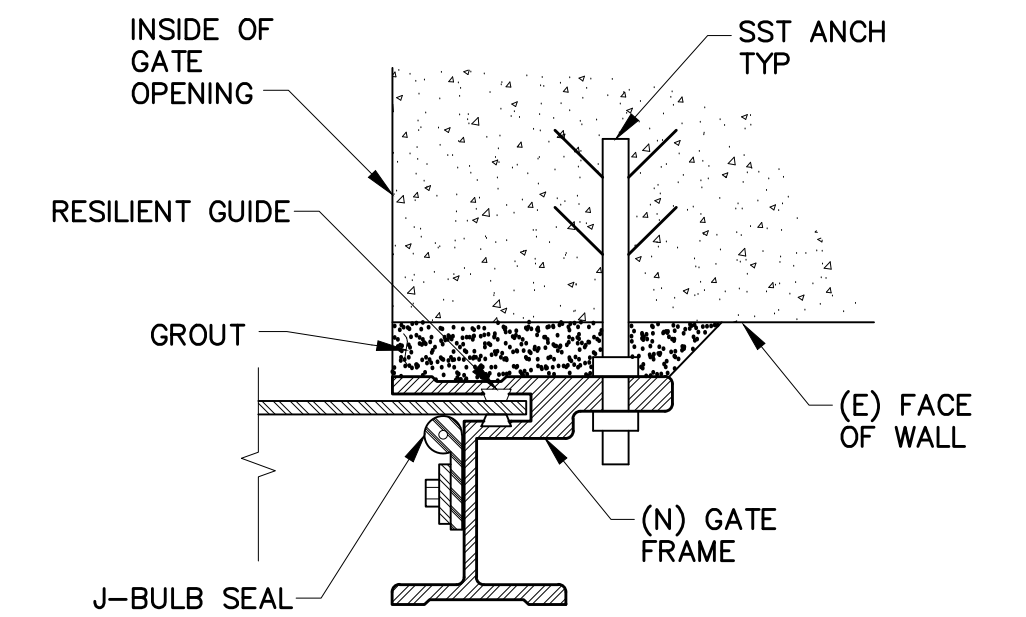
**GRATING SUPPORT DETAIL 2**  
NTS TYP



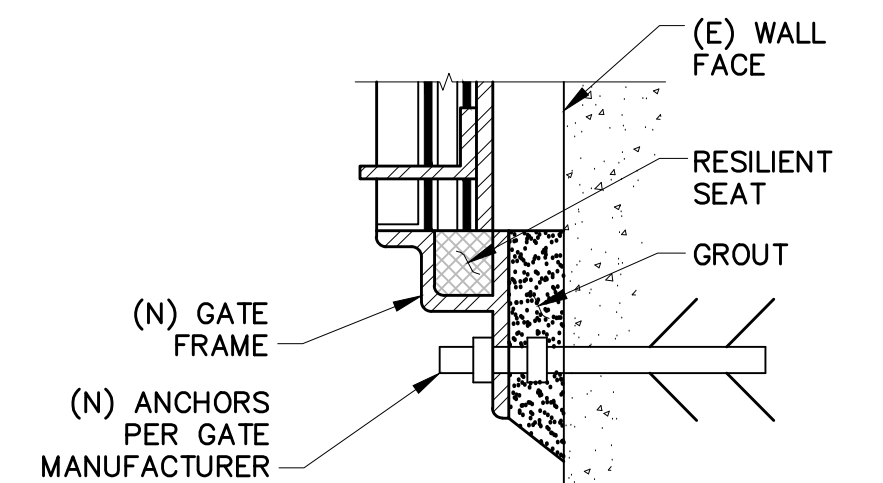
**GATE DETAIL 9**  
NTS TYP



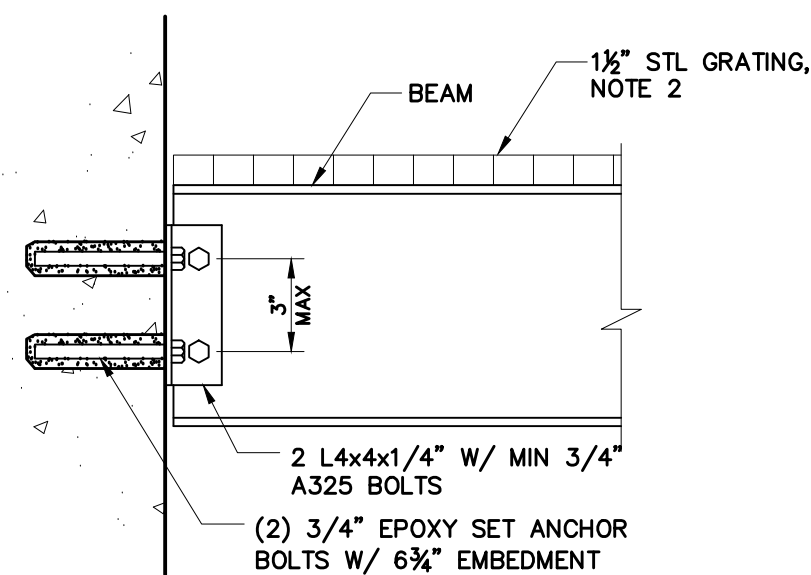
**GATE DETAIL 10**  
NTS TYP



**GATE SECTION A**  
NTS TYP

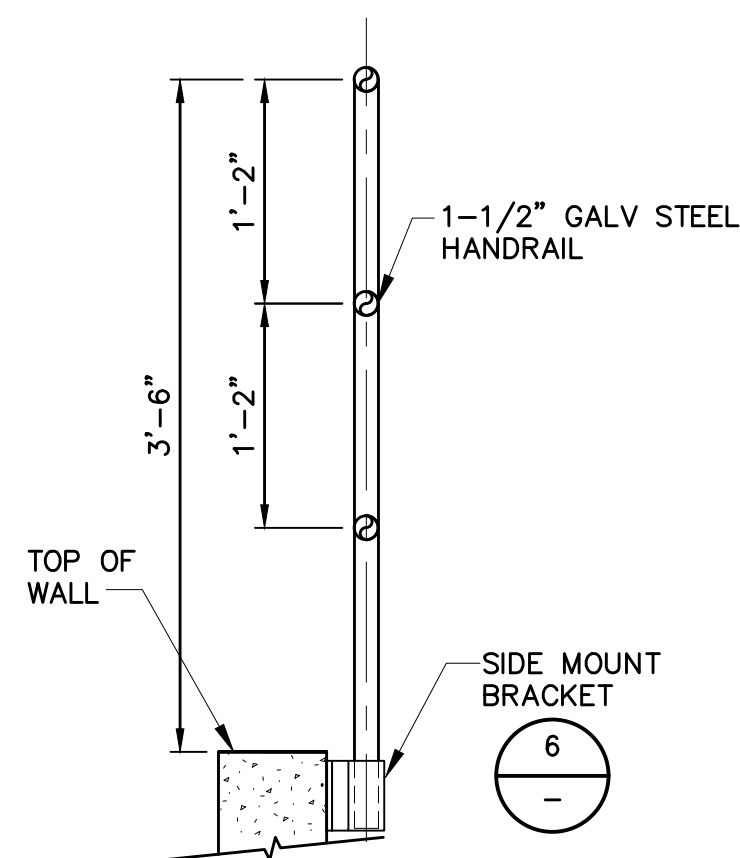


**GATE SECTION B**  
NTS TYP

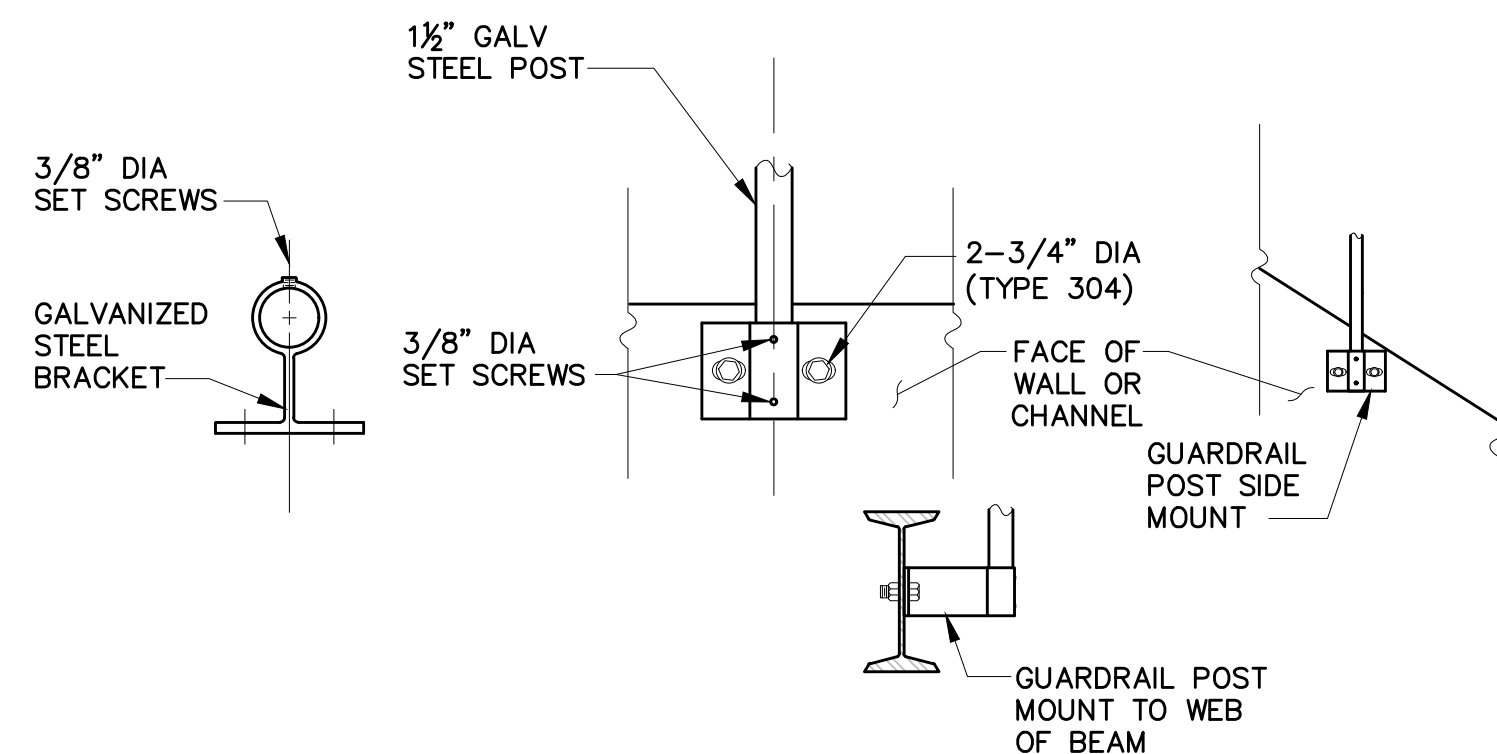


NOTE:  
1. HOT DIP GALVANIZE ALL STEEL PARTS AFTER FABRICATION  
2. ADJUST ELEVATION AND ORIENTATION OF ANGLE TO ALLOW TOP OF GRATING TO MATCH THE TOP OF THE LOWER WALLS.

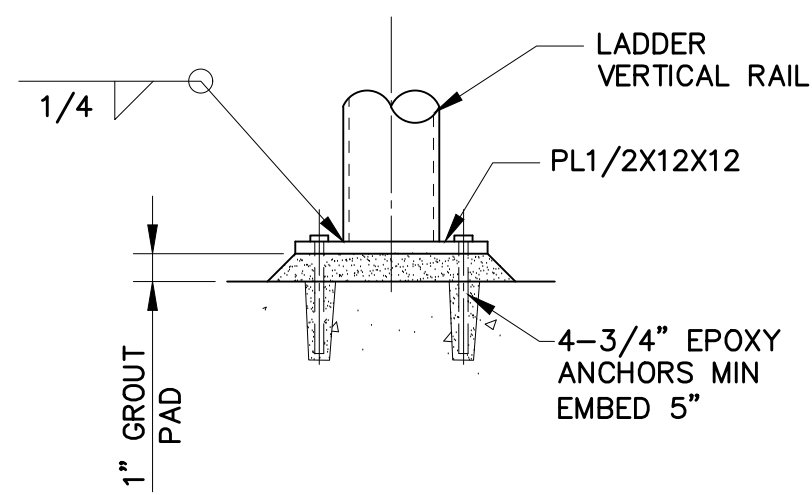
**SUPPORT DETAIL 4**  
NTS TYP



**GUARDRAIL DETAIL 5**  
NTS TYP



**GUARDRAIL POST MOUNTING DETAIL 6**  
NTS TYP



**LADDER BASE CONNECTION 7**  
NTS TYP


Z:\RM-ONCALL 3-21 to 3-24\RM-033 GRANLEES DIVERSION DESIGN\DRAWINGS\RM033-METDET.DWG

REVISIONS				
REV	DESCRIPTION	DATE	BY	CHKD
1	BID SET	02/24	DWH	DWH

**WARNING**  
0 1"  
AT FULL SCALE  
(IF BAR IS NOT 1" - SCALE ACCORDINGLY)

DESIGNED: D. HEIGHER  
DRAWN: J. CADE  
CHECKED: J. DOMENICHELLI  
DATE: FEBRUARY 2024

**DOMENICHELLI & ASSOCIATES**  
Domenicelli & Associates  
5180 Golden Foothill Pkwy, Suite 220 Ph: (916) 933-1997  
El Dorado Hills, CA 95762 Fax: (916) 933-4778



**Rancho Murieta**  
Community Services District  
15160 Jackson Road, Rancho Murieta  
(916) 354 3700

RANCHO MURIETA COMMUNITY SERVICES  
GRANLEES RAW WATER INTAKE IMPROVEMENTS  
**TYPICAL DETAILS**

DRAWING NUMBER  
**C10**  
SHEET NUMBER  
12 OF 12