



RANCHO MURIETA COMMUNITY SERVICES DISTRICT

15160 JACKSON ROAD
RANCHO MURIETA, CALIFORNIA 95683
916-354-3700
FAX – 916-354-2082

AGENDA

*“Your Independent Local Government Agency Providing
Water, Wastewater, Drainage, Security, and Solid Waste Services”*

REGULAR BOARD MEETING

June 20, 2018

Call to Order and Open Session 5:00 p.m.
District Administration Building – Board Room
15160 Jackson Road
Rancho Murieta, CA 95683

BOARD MEMBERS

Mark Pecotich	President
Morrison Graf	Vice President
Les Clark	Director
John Merchant	Director
Gerald Pasek	Director

STAFF

Mark Martin	General Manager
Jeff Werblun	Security Chief
Paul Siebensohn	Director of Field Operations
Eric Thompson	Controller
Suzanne Lindenfeld	District Secretary
Richard Shanahan	District General Counsel

RANCHO MURIETA COMMUNITY SERVICES DISTRICT

JUNE 20, 2018

REGULAR BOARD MEETING

Call to Order/Open Session 5:00 p.m.

All persons present at District meetings will place their cellular devices in silent and/or vibrate mode (no ringing of any kind). During meetings, these devices will be used only for emergency purposes and, if used, the party called/calling will exit the meeting room for conversation. Other electronic and internet enabled devices are to be used in the "silent" mode. Under no circumstances will recording devices or problems associated with them be permitted to interrupt or delay District meetings.

AGENDA

- | | ESTIMATED RUNNING TIME |
|---|------------------------|
| 1. CALL TO ORDER - Determination of Quorum – President Pecotich (Roll Call) | 5:00 |
| 2. CONSIDER ADOPTION OF AGENDA (Motion)
<i>The Board will discuss items on this agenda, and may take action on those items, including informational items and continued items. The Board may also discuss other items that do not appear on this agenda but will not act on those items unless action is urgent, and a resolution is passed by a two-thirds (2/3) vote declaring that the need for action arose after posting of this agenda.</i>

<i>The running times listed on this agenda are only estimates and may be discussed earlier or later than shown. At the discretion of the Board, an item may be moved on the agenda and or taken out of order. TIMED ITEMS as specifically noted, such as Hearings or Formal Presentations of community-wide interest, will not be taken up earlier than listed.</i> | |
| 3. EMPLOYEE ANNOUNCEMENTS, PROMOTIONS, COMMENDATIONS, AND KUDOS | |
| 4. CONSENT CALENDAR (Motion) (Roll Call Vote) (5 min.) <i>All items in Agenda Item 4 will be approved as one item if they are not excluded from the motion adopting the consent calendar.</i>
A. Approval of Board and Committee Meeting Minutes
<i>1. May 16, 2018 Board Meeting Minutes</i>
<i>2. June 5, 2018 Improvements Committee Meeting Minutes</i>
B. Approval of Bills Paid Listing | |
| 5. STAFF REPORTS (Receive and File)
A. General Manager's Report
B. Administration/Financial Report
C. Security Report
D. Utilities Report | |
| 6. CORRESPONDENCE | |
| 7. CONSIDER CONFERENCE/EDUCATION OPPORTUNITIES (Discussion/Action) (Motion) | |

8. REVIEW DISTRICT JULY MEETING DATES/TIMES

- A. Improvements – July 3, 2018 at 8:30 a.m.
- B. Finance – July 3, 2018 at 9:30 a.m.
- C. Personnel – July 3, 2018 at 10:30 a.m.
- D. Security – July 5, 2018 at 4:00 p.m.
- E. Communications – July 5, 2018 at 4:30 p.m.
- F. Regular Board Meeting – July 18, 2018 - Open Session at 5:00 p.m.

9. COMMENTS FROM THE PUBLIC

Members of the public may comment on any item of interest within the subject matter jurisdiction of the District and any item specifically agendaized. Members of the public wishing to address a specific agendaized item are encouraged to offer their public comment during consideration of that item. With certain exceptions, the Board may not discuss or take action on items that are not on the agenda.

If you wish to address the Board at this time or at the time of an agendaized item, as a courtesy, please state your name and address. Speakers presenting individual opinions shall have 3 minutes to speak. Speakers presenting opinions of groups or organizations shall have 5 minutes per group.

10. RECEIVE 2017 DIVERSION REPORT – Presentation by Jack Fiori, California Waste Recovery Systems (Discussion) (20 min.)

11. CONSIDER APPROVAL OF CALIFORNIA WASTE RECOVERY SYSTEMS FOURTH AMENDMENT TO THE 2013 CONTRACT (Discussion/Action) (Motion) (15 min.)

12. CONSIDER ADOPTION OF ORDINANCE O2018-02, AN ORDINANCE AMENDING CHAPTER 14 OF THE DISTRICT CODE, RELATING TO WATER SERVICE CHARGES; AMENDING CHAPTER 15 OF THE DISTRICT CODE RELATING TO SEWER SERVICE CHARGES; AMENDING CHAPTER 16A OF THE DISTRICT CODE RELATING TO DRAINAGE SPECIAL TAX; AMENDING CHAPTER 21 OF THE DISTRICT CODE RELATING TO SECURITY SPECIAL TAX; AND AMENDING CHAPTER 31 OF THE DISTRICT CODE RELATING TO SOLID WASTE COLLECTION AND DISPOSAL SERVICE CHARGES (Discussion/Action) (Motion) (Roll Call Vote) (5 min.)

13. CONSIDER APPROVAL OF PROPOSAL FROM JBI WATER & WASTEWATER EQUIPMENT, INC., FOR REPLACEMENT OF BRUSH AERATORS FOR SEWER TREATMENT PONDS 1 AND 2 (Discussion/Action) (Motion) (Roll Call Vote) (15 min.)

14. DIRECTOR COMMENTS/SUGGESTIONS

In accordance with Government Code 54954.2(a), Directors and staff may make brief announcements or brief reports of their own activities. They may ask questions for clarification, make a referral to staff or take action to have staff place a matter of business on a future agenda.

15. ADJOURNMENT (Motion)

"In accordance with California Government Code Section 54957.5, any writing or document that is a public record, relates to an open session agenda item and is distributed less than 72 hours prior to a regular meeting, will be made available for public inspection in the District offices during normal business hours. If, however, the document is not distributed until the regular meeting to which it relates, then the document or writing will be made available to the public at the location of the meeting."

Note: This agenda is posted pursuant to the provisions of the Government Code commencing at Section 54950. The date of this posting is June 15, 2018. Posting locations are: 1) District Office; 2) Rancho Murieta Post Office; 3) Rancho Murieta Association; 4) Murieta Village Association.



RANCHO MURIETA COMMUNITY SERVICES DISTRICT

Regular BOARD MEETING

May 16, 2018

Call to Order 5:00 p.m.

1. CALL TO ORDER/ROLL CALL

President Mark Pecotich called the Regular Board Meeting of the Board of Directors of Rancho Murieta Community Services District to order at 5:00 p.m. in the District meeting room, 15160 Jackson Road, Rancho Murieta. Directors present were Mark Pecotich, Morrison Graf, Les Clark, and John Merchant. Director Gerald Pasek arrived at 5:07 p.m. Also, present were Mark Martin, General Manager; Eric Thompson, Controller; Jeff Werblun, Security Chief; Paul Siebensohn, Director of Field Operations; Suzanne Lindenfeld, District Secretary; and Richard Shanahan, District General Counsel.

2. ADOPT AGENDA

Motion/Graf to adopt the agenda. Second/Clark. Ayes: Pecotich, Graf, Clark, Merchant. Noes: None. Absent: Pasek. Abstain: None.

3. OPEN SESSION

No comments.

4. EMPLOYEE ANNOUNCEMENTS, PROMOTIONS, COMMENDATIONS, AND KUDOS

None.

5. CONSIDER ADOPTION OF RESOLUTION R2018-04 IN HONOR OF MICHAEL MILLER, PLANT OPERATOR II

Motion/Clark to adopt Resolution R2018-04 in honor of Michael Miller, Plant Operator II. Second/Graf. Roll Call Vote: Ayes: Pecotich, Graf, Clark, Merchant. Noes: None. Absent: Pasek. Abstain: None.

6. CONSENT CALENDAR

No discussion.

7. STAFF REPORTS

Under Agenda Item 7a, President Pecotich thanked Mark Martin, General Manager, for all the effort put out regarding the speed limit on Highway 16. Mr. Martin stated that Caltrans has agreed to conduct a traffic study as the first step in addressing the speed limit concern.

President Pecotich stated that the Security Committee discussed Rancho Murieta Association's (RMA) draft proposal for the Escuela Gate at the May 3, 2018 Security Committee meeting. This was a preliminary presentation and comments/questions were sent back to RMA for response. Director Merchant stated that the Escuela Gate was addressed in the MBA as being a condition of development.

Under Agenda Item 7c, Director Clark suggested the District consider donating the dog kennel to one of the volunteer groups in the community.

Under Agenda Item 7d, Director Clark asked if the District coordinates with RMA regarding street improvements. Paul Siebensohn, Director of Field Operations, stated that he does when the District is made aware of any future work RMA is planning.

8. CONSIDER CONFERENCE/EDUCATION OPPORTUNITIES

Motion/Graf to authorize *Director Clark* to attend the *Special District Leadership Academy* if he feels it is beneficial. **Second/Pasek. Ayes: Pecotich, Graf, Clark, Merchant, Pasek. Noes: None. Absent: None. Abstain: None.**

9. REVIEW MAY BOARD/COMMITTEE MEETING DATES/TIMES

Director Clark may not be at the June Security Committee meeting.

Director Merchant will not be at the June Board meeting.

Director Graf will not be at the July Committee meetings.

10. CONSIDER SELECTION FOR SACRAMENTO LOCAL AGENCY FORMATION COMMISSION (LAFCo), SPECIAL DISTRICT REPRESENTATION TO THE CONSOLIDATED REDEVELOPMENT OVERSIGHT BOARD FOR SACRAMENTO COUNTY

After a discussion, by consensus, the Board agreed to abstain from voting.

11. COMMENTS FROM THE PUBLIC

None.

12. CORRESPONDENCE

A. May 3, 2018 Letter from Department of Transportation.

Mark Martin, General Manager, gave a brief overview of the letter of response from the Department of Transportation regarding the speed limit on Highway 16. Caltrans will be conducting a traffic study.

13. CONSIDER APPROVAL OF ANNUAL AUDIT ENGAGEMENT LETTER

Eric Thompson, Controller, gave a brief summary of the recommendation to approve the Annual Audit Engagement Letter.

Motion/Merchant to approve the annual audit engagement letter with Larry Bain, CPA for the 2017-2018 financial audit and authorize the General Manager to sign the engagement letter. **Second/Pasek. Ayes: Pecotich, Graf, Clark, Merchant, Pasek. Noes: None. Absent: None. Abstain: None.**

14. CONSIDER ADOPTION OF RESOLUTION R2018-03 DECLARING 2001 F-250 VEHICLE NUMBER 812 AS DISTRICT SURPLUS EQUIPMENT

Paul Siebensohn, Director of Field Operations, gave a brief summary of the recommendation to adopt Resolution R2018-03, declaring the 2001 Ford F-250, vehicle number 812, as District surplus equipment.

Motion/Graf to adopt Resolution R2018-03 declaring the 2001 Ford F-250, vehicle number 812, as District surplus equipment. **Second/Clark. Roll Call Vote: Ayes: Pecotich, Graf, Clark, Merchant, Pasek. Noes: None. Absent: None. Abstain: None.**

15. CONSIDER APPROVAL OF PROPOSAL FOR WATER TREATMENT PLANT 2 EFFLUENT PUMP REPAIRS

Paul Siebensohn, Director of Field Operations, gave a brief summary of the recommendation to approve the proposal for Water Treatment Plant 2 effluent pump repairs: two (2) to be done now and one (1) to be done next fall.

Motion/Graf to approve the proposal from Kirby Pump and Mechanical for three (3) Water Plant #2 effluent pump repairs to in an amount not to exceed \$51,377.70, which includes a ten percent (10%) contingency.

Funding to come from Water Capital Replacement Reserves. Second/Clark. Ayes: Pecotich, Graf, Clark, Merchant, Pasek. Noes: None. Absent: None. Abstain: None.

16. CONSIDER ADOPTING OF RESOLUTION R2018-02 APPROVING THE PROPOSED BUDGET FOR FISCAL YEAR 2018/2018, INCLUDING CAPITAL PROJECTS

Eric Thompson, Controller, gave a brief PowerPoint presentation. The proposed budget increase has not changed since the April 24, 2018 presentation: 3.85% for an average residential customer and 3.95% for the average Murieta Village customer. There were no public comments.

Director Merchant requested staff look into what all the dam insurance includes and if it would be better to be self-insured.

Mark Martin, General Manager, thanked Eric Thompson for a job well done on the 2018-19 fiscal year budget.

Motion/Clark to adopt Resolution R2018-02, a Resolution adopting the proposed budget for fiscal year (FY) 2018-2019, including Capital Projects. Second/Pasek. Roll Call Vote: Ayes: Pecotich, Graf, Clark, Merchant, Pasek. Noes: None. Absent: None. Abstain: None.

17. PUBLIC HEARING TO CONSIDER ADOPTION OF THE PROPOSED SERVICE CHARGE INCREASE AND SPECIAL TAX ADJUSTMENTS

Eric Thompson, Controller, gave a brief PowerPoint presentation. There have been no changes to the rates since the April 24, 2018 presentation. The effect of the proposed rate changes on the average monthly bill for a residential metered lot is 3.85%, or an average increase of \$6.57 per month. Impacts to individual customer bills will vary depending on the monthly amount of water used by each customer. The District received a total of 5 letters of protest.

The Board President opened the public hearing at 6:09 p.m. There were no comments from the public.

The Board President closed the public hearing at 6:10 p.m.

Motion/Graf to introduce Ordinance O2018-02, an Ordinance of the Rancho Murieta Community Services District, amending Chapter 14 of the District Code relating to Water Service Charges; amending Chapter 15 of the District Code relating to Sewer Service Charges; amending Chapter 16 of the District Code relating to Drainage Service Charges; amending Chapter 16A of the District Code relating to Drainage Special Tax; amending Chapter 21 of the District Code relating to Security Special Tax; and amending Chapter 31 of the District Code relating to Solid Waste Collection and Disposal Service Charges, waive the full reading of the Ordinance and continue to the June 20, 2018 Board Meeting for adoption. Second/Pasek. Roll Call Vote: Ayes: Pecotich, Graf, Clark, Merchant, Pasek. Noes: None. Absent: None. Abstain: None.

18. DIRECTOR COMMENTS/SUGGESTIONS

Director Merchant requested staff look into the possible impact to the District's services due to the passing of the additional dwelling units and asked staff to check on the liability the District will have if District staff refer people to the volunteer groups for the lost pets.

Director Clark stated that the Amgen Race will be in the Rancho Murieta area tomorrow between 1:15 p.m. and 2:15 p.m. and reminded everyone there will be road closures and suggested the District start to look at Security Department funding and the long-term effects/needs.

Mark Martin, General Manager, gave a brief update on the Kelly sewer issue. Excavation was started but is on hold until the Kelly's are available to witness the work; there is information on the District's website regarding defensible space relating to fire season; and thanked Debby Bradberry for all the work on the new phone system, which is working well and is cheaper than the prior phone system.

19. ADJOURNMENT

Motion/Pasek to adjourn at 6:28 p.m. Second/Clark. Ayes: Pecotich, Graf, Clark, Merchant, Pasek. Noes: None. Absent: None. Abstain: None.

Respectfully submitted,

Suzanne Lindenfeld
District Secretary

DRAFT

MEMORANDUM

Date: June 5, 2018
To: Board of Directors
From: Improvements Committee Staff
Subject: June 5, 2018 Improvements Committee Meeting Minutes

1. CALL TO ORDER

Director Clark called the meeting to order at 8:30 a.m. Present were Directors Graf and Clark. Present from District staff were Mark Martin, General Manager; Paul Siebensohn, Director of Field Operations; Eric Thompson, Controller, and Suzanne Lindenfeld, District Secretary.

2. PUBLIC COMMENT

John Sullivan provided handouts for three (3) proposed items for approval for reimbursements: 1) A bore for a 22" casing and a 12" recycled water line installation under Highway 16 and an Encroachment Permit to Caltrans; 2) District approval of propane to Cantova Lift Station and recycled water to OE3; and 3) 12" Recycled water line installation from Murieta Drive to Lookout Hill. ***These items will be on the July Improvements Committee meeting agenda.***

3. MONTHLY UPDATES

Development

The Retreats East and North

No update.

The Retreats West

No change from previous update.

The Murieta Gardens - Murieta Marketplace

Landscape plans were submitted and reviewed by Coastland Engineering with comments provided back to the project engineer. This project is still on hold.

The Murieta Gardens – Inn

No update.

The Murieta Gardens – Highway 16 Off-Site Improvements

This project has proceeded with the installation of dual piped stormwater lines in place of a single large line within the Caltrans easement of Highway 16. Coastland Engineering has been monitoring work in the area of District infrastructure as it occurs.

The Murieta Gardens II – Subdivision

The plans for the 78 lots at the Murieta Gardens have been signed off and copies have been provided to the District and Coastland Engineering. It is assumed this project will be proceeding soon, although no notice has been given to the District. K. Hovanian Homes contacted me and informed me that they have acquired this property and have requested a fire flow report from the District, which we performed and provided them.

Rancho Murieta North – Development Project

No update.

FAA Business Park

The plans for this project have been approved and is planned to proceed in June.

The Greens Neighborhood Park

No update. Rancho Murieta Association (RMA) still needs to repair the keystone block wall along the discharge side of the culvert at the park entrance.

EMERGENCY WELL PROJECT

No update.

DAM INUNDATION MAPPING

A Notice to Proceed has been provided to Dominichelli & Associates (D&A) and they have begun work. So far, reported work includes stitching together topographic data, generating geometric models, and working on dam break parameters. Director Clark suggested the District request an electronic copy of the topographic data.

4. REPLACEMENT OF BRUSH AERATORS

Paul Siebensohn, Director of Field Operations, gave a summary of the recommendation to approve the proposal from HBI Water & Wastewater Equipment, Inc. for the purchase of three (3) 10 Hp brush aerator replacements for Sewer Treatment Ponds 1 and 2. ***This item will be on the June 20, 2018 Regular Board Meeting agenda.***

5. DIRECTORS & STAFF COMMENTS/SUGGESTIONS

John Sullivan requested scheduling a meeting for the Improvements Committee to meet to review the North Application for water, sewer, and drainage.

Paul Siebensohn, Director of Field Operations, stated that staff is still working on maintenance of the drainage courses throughout the District.

6. ADJOURNMENT

The meeting was adjourned at 9:13 a.m.

MEMORANDUM

Date: June 4, 2018
 To: Board of Directors
 From: Eric Thompson, Controller
 Subject: Bills Paid Listing

Enclosed is the Bills Paid Listing Report for **May 2018**. Please feel free to call me before the Board meeting regarding any questions you may have relating to this report. This information is provided to the Board to assist in answering possible questions regarding large expenditures.

The following major expense items (excluding payroll-related items) are listed *in order as they appear* on the Bills Paid Listing Report:

<u>Vendor</u>	<u>Project / Purpose</u>	<u>Amount</u>	<u>Funding</u>
Domino Solar LTD	Purchased Power	\$ 12,819.92	Operating Expense
S. M. U. D.	Purchased Power	\$ 10,667.97	Operating Expense
GSRMA	Insurance	\$ 45,145.98	Operating Expense
Ferguson Enterprises, Inc	Repairs & Maintenance	\$ 6,581.49	Operating Expense
Evoqua Water Technologies	Repairs & Maintenance	\$ 15,946.48	Operating Expense
Chemtrade Chemicals US LLC	Chemicals	\$ 5,179.47	Operating Expense
State of California	Annual Dam Fees	\$ 52,877.00	Operating Expense
Motorola Solutions, Inc	Security Radios	\$ 7,472.20	Capital Replacement Reserves
Hunt & Sons, Inc	Diesel	\$ 6,014.03	Operating Expense
California Waste Recovery Systems	Solid Waste Monthly Contract	\$ 47,388.18	Operating Expense
Burns & McDonnell Engineering	Security Assessment Study	\$ 49,265.55	Security Impact Reserves

PREPARED BY: Eric Thompson, Controller

REVIEWED BY:  District Treasurer

Rancho Murieta Community Services District

Bills Paid Listing for May 2018

Ck Number	Date	Vendor	Amount	Purpose
EFT	5/1/2018	CalPERS	\$44,431.22	Payroll - PERS Medical
EFT	5/1/2018	CalPERS	\$8.91	Payroll - PERS Unfunded
EFT	5/1/2018	CalPERS	\$11,977.85	Payroll - PERS Unfunded
CM33417	5/4/2018	A Leap Ahead IT	\$402.39	IT Support
CM33418	5/4/2018	Acme Saw & Supply Inc	\$506.99	Repairs & Maintenance
CM33419	5/4/2018	Duloglo Enterprises Inc DBA Action Cleaning	\$80.00	Repairs & Maintenance
CM33420	5/4/2018	American Family Life Assurance Co.	\$462.93	Payroll - Aflac
CM33421	5/4/2018	Aramark Uniform & Career Apparel, LLC	\$221.58	Uniform Service - Water
CM33422	5/4/2018	AT&T	\$1,230.42	Phone Bill
CM33423	5/4/2018	Borges & Mahoney	\$800.00	Repairs & Maintenance
CM33424	5/4/2018	Burns & McDonnell Engineering Company Inc.	\$49,265.55	Security Assessment
CM33425	5/4/2018	California State Disbursement Unit	\$52.15	Payroll - Other
CM33426	5/4/2018	California Waste Recovery Systems	\$47,388.18	Solid Waste Monthly Contract
CM33427	5/4/2018	Chrysler Capital	\$156.80	Security Vehicle Lease
CM33428	5/4/2018	County of Sacramento	\$601.00	Permits
CM33429	5/4/2018	Delta Wireless Sacramento	\$511.63	Security Radios
CM33430	5/4/2018	Express Office Products, Inc.	\$240.75	Office Supplies
CM33431	5/4/2018	Franchise Tax Board	\$60.00	Payroll - Other
CM33432	5/4/2018	Galls/Quartermaster	\$281.40	Uniforms - Security
CM33433	5/4/2018	Gempler's, Inc.	\$32.49	Tools
CM33434	5/4/2018	Guardian Life Insurance	\$5,475.87	Payroll - Dental
CM33435	5/4/2018	Hunt & Sons, Inc	\$6,014.03	Fuel
CM33436	5/4/2018	Janak & Scurfield, Inc.	\$2,976.88	Repairs & Maintenance
CM33437	5/4/2018	Legal Shield	\$40.01	Payroll - Legal
CM33438	5/4/2018	Les Schwab Tires	\$925.74	Vactor Repairs
CM33439	5/4/2018	Lund Construction	\$836.65	Fire Hydrant Deposit Refund
CM33440	5/4/2018	Motorola Solutions, Inc.	\$7,472.20	Security Radios
CM33441	5/4/2018	Murieta Equestrian Center	\$792.43	Fire Hydrant Deposit Refund
CM33442	5/4/2018	Nationwide Retirement Solution	\$1,142.00	Payroll - Deferred Comp
CM33443	5/4/2018	Operating Engineers Local Union No. 3	\$615.71	Payroll - Union Dues
CM33444	5/4/2018	PDF Tactical	\$2,180.86	Contract Labor - Security
CM33445	5/4/2018	Professional Lock & Safe, Inc.	\$95.78	Office Supplies
CM33446	5/4/2018	Quincy Compressor LLC	\$4,252.01	Tools
CM33447	5/4/2018	Rancho Murieta Association	\$700.00	Fire Hydrant Deposit Refund
CM33448	5/4/2018	Romo Landscaping	\$385.00	Landscaping
CM33449	5/4/2018	Santander Leasing	\$240.00	Security Vehicle Lease
CM33450	5/4/2018	Spartan Race, Inc.	\$950.00	Fire Hydrant Deposit Refund
CM33451	5/4/2018	State of California	\$52,877.00	Dam Fees
CM33452	5/4/2018	State of California	\$61.50	Streambed Alteration Permit
CM33453	5/4/2018	TASC	\$196.14	Payroll - Beneflex

Rancho Murieta Community Services District
Bills Paid Listing for May 2018

Ck Number	Date	Vendor	Amount	Purpose
CM33454	5/4/2018	Telfer Pavement	\$950.00	Fire Hydrant Deposit Refund
CM33455	5/4/2018	Tesco Controls, Inc.	\$414.15	Repairs & Maintenance
CM33456	5/4/2018	Thatcher Company	\$905.10	Chemicals
CM33457	5/4/2018	U.S. Bank Corp. Payment System	\$3,685.68	Monthly Supplies & Fuel
CM33458	5/4/2018	Univar USA Inc.	\$627.54	Chemicals
CM33459	5/4/2018	UPS	\$23.15	Postage
CM33460	5/4/2018	USA Blue Book	\$920.35	Repairs & Maintenance
CM33461	5/4/2018	Vision Service Plan (CA)	\$435.58	Payroll - Vision
CM33462	5/4/2018	Waterwise Consulting, INC	\$140.00	Conservation
CM33463	5/4/2018	Thomas & Jennifer Leeper	\$638.46	Customer Overpayment Refund
EFT	5/4/2018	EFTPS	\$8,865.00	Payroll - Taxes - Fed
EFT	5/4/2018	EDD	\$2,285.11	Payroll - Taxes - CA
EFT	5/4/2018	CalPERS	\$10,016.34	Payroll - PERS PR
CM33464	5/7/2018	Applications By Design, Inc.	\$2,275.00	Bar Codes
EFT	5/7/2018	EFTPS	\$680.37	Payroll - Taxes - Fed
EFT	5/7/2018	EDD	\$96.13	Payroll - Taxes - CA
CM33465	5/10/2018	Costco Membership	\$501.85	Monthly Supplies
EFT	5/10/2018	EFTPS	\$62.72	Payroll - Taxes - Fed
EFT	5/10/2018	EDD	\$34.46	Payroll - Taxes - CA
EFT	5/14/2018	CalPERS	\$15.65	Payroll - PERS PR
CM33466	5/18/2018	A Leap Ahead IT	\$4,397.69	IT Support
CM33467	5/18/2018	Duloglo Enterprises Inc DBA Action Cleaning	\$1,172.00	Monthly Cleaning Service
CM33468	5/18/2018	ADKO Engineering	\$2,000.00	Yellow Bridge Rehab
CM33469	5/18/2018	American Family Life Assurance Co.	\$462.93	Payroll - Aflac
CM33470	5/18/2018	Applications By Design, Inc.	\$520.00	IT Support
CM33471	5/18/2018	Aramark Uniform & Career Apparel, LLC	\$221.58	Uniform Service - Water
CM33472	5/18/2018	AT&T	\$1,018.42	Cell Phones
CM33473	5/18/2018	Bartkiewicz, Kronick & Shanahan	\$3,047.26	Legal Services
CM33474	5/18/2018	California Laboratory Services	\$1,032.92	Lab Testing
CM33475	5/18/2018	California Rural Water Association	\$250.00	Training & Safety
CM33476	5/18/2018	California State Disbursement Unit	\$52.15	Payroll - Other
CM33477	5/18/2018	Caltronics Business Systems	\$1,142.75	Admin Copier
CM33478	5/18/2018	Carrillo Enterprises	\$1,102.50	Repairs & Maintenance
CM33479	5/18/2018	Chemtrade Chemicals US LLC	\$5,179.47	Chemicals
CM33480	5/18/2018	Emedco	\$661.22	Repairs & Maintenance
CM33481	5/18/2018	Evoqua Water Technologies	\$15,946.48	Repairs & Maintenance
CM33482	5/18/2018	Express Office Products, Inc.	\$187.30	Office Supplies
CM33483	5/18/2018	Ferguson Enterprises, Inc 1423	\$6,581.49	Repairs & Maintenance
CM33484	5/18/2018	Franchise Tax Board	\$60.00	Payroll - Other
CM33485	5/18/2018	Gallery & Barton	\$502.32	Legal Services

Rancho Murieta Community Services District Bills Paid Listing for May 2018

Ck Number	Date	Vendor	Amount	Purpose
CM33486	5/18/2018	GSRMA	\$45,145.98	Insurance
CM33487	5/18/2018	Greenfield Communications	\$460.97	Internet
CM33488	5/18/2018	Lee's Automotive Repair Inc	\$1,645.51	Vehicle Service #818
CM33489	5/18/2018	Legal Shield	\$40.01	Payroll - Legal
CM33490	5/18/2018	Les Schwab Tires	\$696.04	Vehicle Service - Backhoe
CM33491	5/18/2018	Anne H Long (DBA) Marion Leasing	\$526.90	Admin Copier
CM33492	5/18/2018	Nationwide Retirement Solution	\$1,057.00	Payroll - Deferred Comp
CM33493	5/18/2018	Operating Engineers Local Union No. 3	\$615.71	Payroll - Union Dues
CM33494	5/18/2018	PDF Tactical	\$3,076.94	Contract Labor - Security
CM33495	5/18/2018	Public Agency Retirement Services	\$56,903.82	VOIDED
CM33496	5/18/2018	Rancho Murieta Ace Hardware	\$109.41	Repairs & Maintenance
CM33497	5/18/2018	Rancho Murieta Association	\$150.00	Landscaping
CM33498	5/18/2018	Rancho Murieta Association	\$401.13	Purchased Power
CM33499	5/18/2018	Rancho Murieta Automotive Repair	\$960.00	Vehicle Service #522
CM33500	5/18/2018	River City Rentals	\$186.97	Repairs & Maintenance
CM33501	5/18/2018	S. M. U. D.	\$10,667.97	Purchased Power
CM33502	5/18/2018	Safety Center, Inc.	\$180.00	Training & Safety
CM33503	5/18/2018	Domino Solar LTD	\$12,819.92	Solar Power
CM33504	5/18/2018	Sprint	\$189.95	Air Cards Bill
CM33505	5/18/2018	State of California	\$32.00	Pre-Employment Screening
CM33506	5/18/2018	State Water Resources Control Board	\$2,062.00	Permits
CM33507	5/18/2018	State Water Resources Control Board	\$2,741.00	Permits
CM33508	5/18/2018	Streamline	\$300.00	Website Hosting
CM33509	5/18/2018	Target Specialty Products	\$2,234.47	Chemicals
CM33510	5/18/2018	TASC	\$69.41	Payroll - Beneflex Fees
CM33511	5/18/2018	TASC	\$196.14	Payroll - Beneflex
CM33512	5/18/2018	Tesco Controls, Inc.	\$457.94	Repairs & Maintenance
CM33513	5/18/2018	Thatcher Company of California, Inc	\$3,455.40	Chemicals
CM33514	5/18/2018	TPX Communications	\$95.71	Phone Bill (final)
CM33515	5/18/2018	U.S. HealthWorks Medical Group, PC	\$458.00	Pre-Employment Screening
CM33516	5/18/2018	Univar USA Inc.	\$1,767.86	Chemicals
CM33517	5/18/2018	Western Exterminator Co.	\$598.50	Monthly Service
CM33518	5/18/2018	Public Agency Retirement Services	\$338.70	Payroll - PARS
CM33519	5/18/2018	Public Agency Retirement Services	\$56,565.12	Payroll - OPEB
EFT	5/18/2018	EFTPS	\$8,793.06	Payroll - Taxes - Fed
EFT	5/18/2018	EDD	\$2,325.06	Payroll - Taxes - CA
EFT	5/25/2018	Pitney Bowes	\$1,500.00	Postage
		TOTAL	\$488,973.95	

**Rancho Murieta Community Services District
Bills Paid Listing for May 2018**

Ck Number	Date	Vendor	Amount	Purpose
		CFD 2014-1 Bank of America Checking		
		<< No Transactions this Period >>		
		TOTAL	\$0.00	
		EL DORADO PAYROLL		
Checks: CM11785 to CM11795 and Direct Deposits: DD10456 to DD10516			\$ 110,535.39	Payroll
EFT	Various	National Payment Corp	\$182.97	Payroll
		TOTAL	\$110,718.36	

PREPARED BY: Eric Thompson, Controller

REVIEWED BY:  _____, District Treasurer

MEMORANDUM

Date: June 19, 2018
To: Board of Directors
From: Mark Martin, General Manager
Subject: General Manager's Report

EMPLOYEE RELATIONS/DEVELOPMENT

An email was sent out on June 12, 2018 notifying District Directors, staff, stakeholders, and media about the promotion of Security Patrol Officer Rick Tompkins to Security Patrol Sergeant effective June 23, 2018. We look forward to Rick's contribution to the District in this new role.

RMAP AWARD

As part of Golden State Risk Management Authority's (GSRMA) Risk Management Accreditation Program (RMAP), the District will be awarded \$13,383.30 expected by the end of June. The award is directly a result of District staff's efforts to improve risk management and safety.

OUTREACH

Interview on Water Tax by Sacramento Bee Reporter

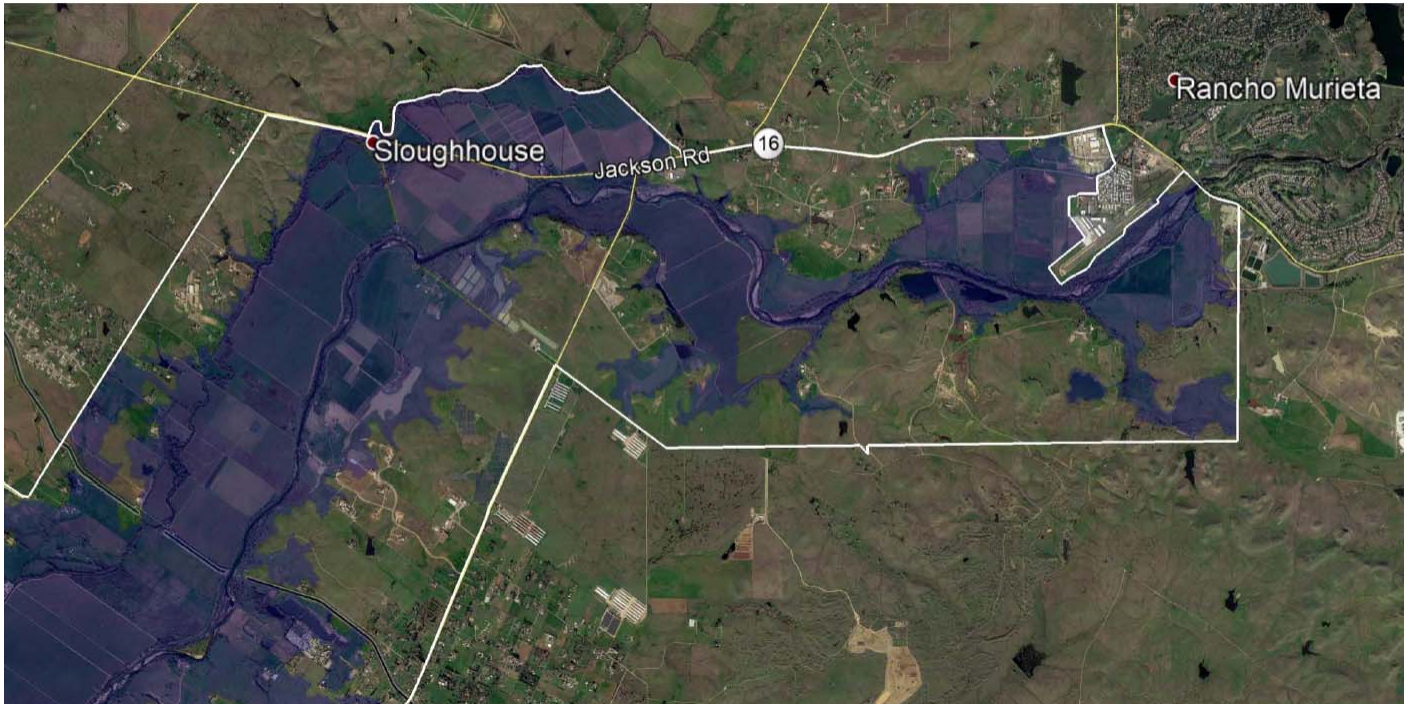
On May 17, 2018 I was interviewed by a Sacramento Bee reporter on an article he was writing regarding SB 623, the proposed State water tax. The reporter had contacted the District because the State's water operator database reflected a recent violation by RMCS D. After further internal research, I discovered the violation had occurred in early 2017 and was relatively minor related to a staff's misunderstanding of proper maintenance of the new water treatment plant filtration system. The District resolved the matter shortly after notice. For some reason, the database continued in error to reflect the District as non-compliant although the matter was resolved within a month or so of the noticed violation. The District has contacted the State to correct this error. The response to the reporter about the State water tax was consistent with the perspective of most public water agencies and water purveyor associations in concerns about taxing water, a basic need similar to food. Also conveyed was the distributed inefficiency of collecting and remitting a tax via 7,300 statewide water agencies. Lastly, a set of alternatives to a tax were offered such as State General Obligation Bonds to solve the problem localized to specific troubled water agencies or redirection of existing state resources spent on other social priorities to clean water. It is important to note that a key and largely unadvertised outcome of the state water tax is to redistribute the financial liability of the State's agricultural interests whose overuse of fertilizer and overdraft of groundwater have caused water quality problems in south-central California. The tax was just recently tabled as part of a budget deal, however, this does not mean it may not be resurrected in a different form.

Reclamation District 800 Boundary

A request was made by Director Clark to research Reclamation District (RD) 800 boundaries. Maps from LAFCo appeared to show District boundaries outside of RD 800. Because the LAFCo map appeared to show RMCS D outside of the RD 800 area, therefore the District did not participate in the RD 800 fee increase informational meeting or dialog. On May 31, 2018 I called the RD 800 hotline number to request an official district boundary

map. The latest map forwarded by RD 800 shows a portion of the district within the RD 800 boundary. The blue colored portion of the map reflects the 100-year flood plain. It is my understanding the District's proposed Emergency well has been designed to be elevated with an understanding the area is in the 100-year flood plain. The District will endeavor to keep the RD 800 in mind as it evaluates the flood potential on other District infrastructure with the RD 800 boundaries.

Reclamation District 800



Sacramento Central Groundwater Authority

On May 31 and June 13, 2018, I attended Sacramento Central Groundwater Authority (SCGA) Board meetings. The topics were largely about the future direction of the Authority's expected efforts to respond to 2014 planning requirements related to the Sustainable Groundwater Management Act (SGMA) and adoption of the organization's FY 2018-19 budget. A special meeting is scheduled for June 27, 2018 for a final vote on the budget.

The District has no groundwater well as of this date with its only well contingent upon the construction of the emergency well proposed for an area of farmland south of the Equestrian Center. The SCGA basin covers only a portion of the District's boundary. What should be of concern to the District is the potential large future cost liability of membership in this authority and the ongoing requirement to prepare and update Groundwater Sustainability Plans (GMP) mandated by the State. Although one benefit of belonging to a Groundwater Sustainability Agency (GSA) like SCGA is collaborative water use, the District differs from most other water providers, in that the isolation of the District does not allow for physical sharing of water resources with member agencies. That said, one other benefit may be water banking if complex water accounting and banking systems are implemented that would bank District water conservation efforts for remote benefit of others, similar to how water benefit transfers occur statewide. Whatever the case, it is likely the District will need to stay engaged as surface water and groundwater rights become potentially comingled and viewed by

the State as a single resource. This is a whole new significant area of administrative responsibility the District must now engage and for the time being within existing financial and staffing resources.

Escuela Gate

The District, in its response letter to Rancho Murieta Association (RMA) , emphasized significant perimeter security concerns about the proposed unmanned, regularly open set of barcoded and pressure detection gates open from Stonehouse Park to Stonehouse Road and supported the general concept of a unmanned barcode gates both directions between Stonehouse Park and Pera Drive that will limit access to/from Stonehouse Park to residents with barcodes. It is critical to understand that there are no Security funds for Escuela service. It is a simple fact that any new security entry point or infrastructure will redirect existing Security resources in the form of administration or patrol to the new entrance(s) or facilities. A question will arise as to just how much. The answer is we really do not know, but for a single unmanned gate, unless RMA assumes full administration of the maintenance of the facility, one could expect at a minimum the administrative effort required to respond to and repair broken gate arms, troubleshoot faulty electronic system including actuators and cameras, not to mention patrol's need to respond to incidents that occur at the gate like issues that have arisen at the Lago entrance.

On June 4, I, along with President Pecotich, attended an informal meeting with RMA Board President Bauer and RMA General Manager Vorster to better understand each agency's concerns about opening the Escuela entrance in advance of expected development. President Pecotich will address potential next steps, including an opportunity for public feedback on the proposal, as part of Director comments at the end of this Board meeting.

MEMORANDUM

Date: June 13, 2018
 To: Board of Directors
 From: Eric Thompson, Controller
 Subject: Administration / Financial Reports

Enclosed is a combined financial summary for **May 2018**. Following are highlights from various internal financial reports. Please feel free to call me before the Board meeting regarding any questions you may have relating to these reports.

This information is provided to the Board to assist in answering possible questions regarding under or over-budget items. In addition, other items of interest are included.

Residential Water Consumption – Year-to-date residential water usage was up 11.3% versus budget through May. Listed below are year-to-date water consumption numbers using weighted averages:

	12 month rolling % increase	Jul	Aug	Sep	Oct	Nov	Dec	Jan	Feb	Mar	Apr	May	Jun
Residences	0.0%	2,539	2,539	2,539	2,539	2,539	2,539	2,539	2,539	2,540	2,540	2,540	
	Weighted Average	Jul	Aug	Sep	Oct	Nov	Dec	Jan	Feb	Mar	Apr	May	Jun
Cubic Feet	1,586	2,920	2,844	2,695	2,109	1,191	840	812	774	631	926	1,709	
Gallons per day	396	728	709	672	526	297	210	203	193	157	231	426	
Planned Usage GPD	612												

Commercial/Other Water Consumption – Year-to-date commercial water usage was up 4.2% versus budget through May. Listed below are year-to-date water consumption numbers in cubic feet:

	YTD Totals	Jul	Aug	Sep	Oct	Nov	Dec	Jan	Feb	Mar	Apr	May	Jun
Commercial	723,129	114,866	113,467	103,801	88,440	33,156	20,523	34,889	44,559	39,201	51,525	78,702	
Parks	301,617	83,599	70,380	44,880	42,838	6,858	939	481	6,080	481	4,721	40,360	
Raw Water	755,505	183,011	147,231	159,474	122,373	27,651	199	0	50	7,804	6,084	101,628	
CSD	128,380	19,713	19,745	19,532	14,619	6,473	5,519	8,386	8,106	7,745	8,968	9,574	
Totals	1,908,631	401,189	350,823	327,687	268,270	74,138	27,180	43,756	58,795	55,231	71,298	230,264	

Lock-Offs – During the month of May, there were 15 lock-offs.

Connection Fees – There were no new connection fees received in May.

Aging Report – Delinquent accounts totaled \$243,540 which was 32.0% of the total accounts receivable balance of \$760,983. Past due receivables increased \$21,994 or 10.0% from the prior month. Of the total delinquent amount \$237,581 was related to undeveloped property.

Summary of Reserve Accounts as of May 31, 2018 – The District’s reserve accounts began this fiscal year with a balance of \$5,344,437 and have increased \$397,682 year-to-date. The only reserve transactions, other than the recurring monthly reserve contributions and normal inter-fund borrowing repayments, were \$62 reimbursed from Water Improvement Reserves for the WTP streambed alteration permit and \$62 reimbursed from Water Augmentation Reserves for labor related to the emergency well project. The total amount of

reserves held by the District on May 31, 2018 was \$5,742,119. See the following table for information by specific reserve account.

Reserve Fund Balances

<i>Reserve Descriptions</i>	<i>Fiscal Yr Beg Balance July 1, 2017</i>	<i>YTD Collected & Interest Earned</i>	<i>YTD Spent</i>	<i>Period End Balance May 31, 2018</i>
Water Capital Replacement (200-2505)	1,130,169	229,987	(8,864)	1,351,292
Sewer Capital Replacement (250-2505)	2,478,211	378,984	(153,873)	2,703,322
Drainage Capital Replacement (260-2505)	81,850	30,057	(6,198)	105,709
Security Capital Replacement (500-2505)	160,345	43,714	(84,617)	119,442
Admin Capital Replacement (xxx-2505-99)	57,174	44,186	(14,366)	86,994
Sewer Capital Improvement Connection (250-2500)	4,067	48	(0)	4,115
Capital Improvement (xxx-2510)	366,117	31,074	(51,685)	345,506
Water Supply Augmentation (200-2511)	1,703,006	75,644	(45,907)	1,732,743
WTP Construction Fund Reserve (200-2513)	(671,793)	171,650	(196,938)	(697,081)
Security Impact Fee Reserves (500-2513)	35,291	4,051	(49,266)	(9,923)
<i>Total Reserves</i>	<i>5,344,437</i>	<i>1,009,395</i>	<i>(611,714)</i>	<i>5,742,119</i>

Inter-fund Borrowing Balances

<i>Inter-fund Borrowing</i>	<i>Fiscal Yr Beg Balance July 1, 2016</i>	<i>YTD Interest</i>	<i>YTD Repayment</i>	<i>Period End Balance May 31, 2018</i>
Sewer Loan to WTP Construction Fund	1,137,179	12,960	(141,697)	1,008,442
WSA Loan to WTP Construction Fund	379,060	4,320	(47,233)	336,147
N. Gate Security Loan from Drainage Fund	63,203	636	(21,569)	42,270
<i>Total Inter-fund Borrowing</i>	<i>1,579,442</i>	<i>17,916</i>	<i>(210,499)</i>	<i>1,386,859</i>

Financial Items of Note

M&R Litigation – year-to-date, the District has incurred and paid \$5,706 in legal fees related to the M&R litigation. Total fees paid pursuant to this lawsuit (excluding staff time) are \$68,193.

County Club and Open Space – the District incurred no additional costs related to the proposed country club and open space purchase during the month of May. Since early October 2017, \$46,301 (including staff time) has been spent on this project.

Financial Summary Report (year-to-date through May 31, 2018)

Revenues:

Water Charges, year-to-date, are **above** budget \$72,769 or 4.1%

Sewer Charges, year-to-date, are **below** budget \$9,726 or (0.8%)

Drainage Charges, year-to-date, are **below** budget \$1,845 or (1.0%)

Security Charges, year-to-date, are **below** budget \$6,916 or (0.6%)

Solid Waste Charges, year-to-date, are **above** budget \$6,310 or 1.1%

Total Revenue, which includes other income, property taxes, and interest income is **above** budget \$172,233 or 3.1%. Roughly \$69K of this amount is related to CIA Ditch repairs.

Expenses: Year-to-date total operating expenses are **below** budget \$100,088 or (1.9%). There have been no operational reserve expenditures so far this year. Operational reserve expenditures cover projects funded from reserves which are also recorded as operational expenses through the income statement as required by Generally Accepted Accounting Principles (GAAP).

Water Expenses (*including wages & employer costs*) year-to-date, are **below** budget \$41,214 or (2.8%). The Water Department went from being \$19,241 over budget in expense through April to being under budget through May. Most expense categories are below budget, the two biggest exceptions being repairs & maintenance expenses and purchased power.

Sewer Expenses, year-to-date, are **below** budget by \$71,321 or (9.7%). Purchased power is the Sewer Department's largest over budget line item, but these figures do not take into account the cumulative net energy credit balance of \$16,134. During the month of May, the wastewater treatment plant (WWTP) solar array generated 56,504 excess kWh above and beyond the 39,230 we purchased from SMUD. Since the WWTP solar array went online, we have not paid SMUD for any electricity usage.

Drainage Expenses, year-to-date, are **below** budget by \$998 or (0.7%). Drainage saw a front-loading of expenses during this fiscal year. These numbers have normalized as the year has progressed (budget catches up to actuals) and the department's expenses went from being 49.2% over through September to 37.7% through October and now to (0.7%) through May.

Combined Water/Sewer/Drainage Wages & Employer Costs, year-to-date, are **below** budget by \$83,360 or (6.8%). These savings are offset by \$35,510 in contract staffing, which is used to help reduce the operational effects of position vacancies. Utility personnel at the District allocate their time between the Water, Sewer and Drainage Departments as needed and as directed. This section is being reported to help gauge overall utility personnel expenses versus budget.

Security Expenses, year-to-date, are **below** budget by \$48,164 or (4.4%). Security Gate expenses are **above** budget by \$6,157 or 1.2% so far this year, with savings in wages and employer costs (due to vacancies) being offset by contract personnel costs. Security Patrol expenses are **below** budget by \$33,692 or (7.3%), with savings across most expense categories, the largest being salaries & wages and employer costs. General Security expenses are **below** budget by \$20,629 or (15.0%) for the year, due primarily to the vacancy in the (permanent) Chief position earlier in the year.

Solid Waste Expenses, year-to-date, are **above** budget by \$4,037 or 0.7%. Solid waste revenues and expenses are driven by service requests from the community and are both slightly over budget through May.

General Expenses, year-to-date, are **above budget by \$57,573 or 5.3%**. General Manager recruitment, salaries & wages, consulting expenses, building/grounds maintenance, and expenses related to the Open Space/Country Club proposed purchase are the biggest contributors to the overage in general expenses.

Net Income: Year-to-date unadjusted net income, before depreciation, is \$487,960 versus a budget of \$228,599. Net income/(Loss) adjusted for estimated depreciation expense is (\$805,239). The full-year expected net operating income (loss) before depreciation, per the 2017-2018 budget, is (\$181). Including inter-fund borrowing interest expenses and tax revenues allocated to the Drainage department, the expected net operating loss is (\$14,693), as shown on the financial statements.

RANCHO MURIETA COMMUNITY SERVICES DISTRICT

INVESTMENT REPORT

INSTITUTION	CASH BALANCE AS OF MAY 31, 2018	
	YIELD	BALANCE

CSD FUNDS

EL DORADO SAVINGS BANK		
SAVINGS	0.03%	\$ 619,247.45
CHECKING	0.02%	\$ 533,085.40
PAYROLL	0.02%	\$ 18,346.59
BANNER BANK		
EFT	0.00%	\$ 27,195.70
LOCAL AGENCY INVESTMENT FUND (LAIF)		
UNRESTRICTED	1.76%	\$ 394,439.59
RESTRICTED RESERVES	1.76%	\$ 5,129,232.13
CALIFORNIA ASSET MGMT (CAMP)		
OPERATION ACCOUNT	1.95%	\$ 612,885.72
UNION BANK		
PARS GASB45 TRUST (balance as of 4/30/18)	-0.04%	\$ 1,624,654.99
TOTAL CSD		\$ 8,959,087.57

BOND FUNDS

COMMUNITY FACILITIES DISTRICT NO. 2014-1 (CFD)

BANK OF AMERICA		
CHECKING	0.00%	\$ 443,067.06
WILMINGTON TRUST (balance as of 11/30/17)		
BOND RESERVE FUND	0.80%	\$ 392,830.63
BOND ADMIN EXPENSE	0.80%	\$ 24.31
BOND SPECIAL TAX FUND	0.80%	\$ 7.56
BOND ACQ & CONSTRUCTION	0.80%	\$ 3,765.86
BOND REDEMPTION ACCOUNT	0.80%	\$ -
BOND COI	0.80%	\$ -
BOND SURPLUS	0.80%	\$ 59.69
TOTAL CFD		\$ 839,755.11

TOTAL ALL FUNDS **\$ 9,798,842.68**

**Investments comply with the CSD adopted investment policy.*

PREPARED BY: Eric Thompson, Controller

REVIEWED BY:  , District Treasurer

Rancho Murieta Community Services District
Summary Budget Performance Report
For the Month Ending May 31, 2018

	% of Total	Annual Budget	% of Total	YTD Budget	YTD Actuals	% of Total	YTD VARIANCE Amount	YTD VARIANCE %
REVENUES								
Water Charges	32.5%	\$1,982,280	32.0%	\$1,776,366	\$1,849,135	32.3%	\$72,769	4.1%
Sewer Charges	21.6%	1,317,230	21.7%	1,206,839	1,197,113	20.9%	(9,726)	(0.8%)
Drainage Charges	3.2%	197,610	3.3%	181,137	179,291	3.1%	(1,845)	(1.0%)
Security Charges	21.6%	1,321,377	21.8%	1,211,252	1,204,336	21.0%	(6,916)	(0.6%)
Solid Waste Charges	10.6%	646,796	10.7%	592,889	599,199	10.5%	6,310	1.1%
Other Income	1.8%	110,430	1.8%	97,522	211,222	3.7%	113,700	116.6%
Interest Earnings	0.1%	8,370	0.1%	7,545	5,487	0.1%	(2,059)	(27.3%)
Property Taxes	9.8%	598,680	9.9%	548,790	548,790	9.6%	0	0.0%
Property Tax (Reserve Alloc)	-1.3%	(77,220)	-1.3%	(70,785)	(70,785)	-1.2%	(0)	0.0%
Total Revenues	100.0%	6,105,554	100.0%	5,551,555	5,723,789	100.0%	172,233	3.1%
OPERATING EXPENSES								
Water/Sewer/Drainage								
Salaries & Wages	15.6%	951,320	15.3%	816,600	759,138	14.5%	(57,463)	(7.0%)
Employer Costs	7.6%	466,890	7.9%	420,181	393,575	7.5%	(26,606)	(6.3%)
Capital Project Labor Alloc	0.0%	0	0.0%	0	(372)	0.0%	(372)	0.0%
Power	5.5%	333,950	5.5%	290,455	314,316	6.0%	23,861	8.2%
Chemicals	2.8%	169,540	2.6%	139,640	121,817	2.3%	(17,824)	(12.8%)
Maintenance/Repairs	5.6%	340,500	5.2%	277,700	333,781	6.4%	56,081	20.2%
Water Meters/Boxes	0.9%	54,000	0.9%	48,500	13,509	0.3%	(34,991)	(72.1%)
Lab Tests	0.7%	44,200	0.6%	34,350	24,063	0.5%	(10,287)	(29.9%)
Permits	1.2%	73,640	1.3%	69,125	75,226	1.4%	6,101	8.8%
Training/Safety	0.3%	19,300	0.3%	15,775	14,401	0.3%	(1,374)	(8.7%)
Equipment Rental	0.6%	35,930	0.5%	27,100	9,966	0.2%	(17,134)	(63.2%)
Other Direct Costs	8.5%	519,810	8.3%	443,782	410,256	7.9%	(33,526)	(7.6%)
Subtotal Water/Sewer/Drainage	49.3%	3,009,080	48.5%	2,583,208	2,469,675	47.3%	(113,533)	(4.4%)
Security								
Salaries & Wages	10.8%	659,800	10.8%	573,200	472,283	9.0%	(100,917)	(17.6%)
Employer Costs	7.7%	470,700	8.0%	426,400	369,902	7.1%	(56,498)	(13.2%)
Off Duty Sheriff	0.1%	4,000	0.1%	4,000	6,895	0.1%	2,895	72.4%
Other	1.8%	107,414	1.8%	93,620	199,976	3.8%	106,356	113.6%
Subtotal Security	20.3%	1,241,914	20.6%	1,097,220	1,049,056	20.1%	(48,164)	(4.4%)
Solid Waste								
CWRS Contract	9.2%	561,100	9.7%	514,338	518,616	9.9%	4,278	0.8%
Sacramento County Admin Fee	0.6%	35,500	0.6%	32,538	32,297	0.6%	(241)	(0.7%)
HHW Event	0.2%	14,730	0.0%	0	0	0.0%	0	0.0%
Subtotal Solid Waste	10.0%	611,330	10.3%	546,876	550,913	10.5%	4,037	0.7%
General / Admin								
Salaries & Wages	8.7%	531,300	8.5%	453,500	480,824	9.2%	27,324	6.0%
Employer Costs	4.9%	297,200	5.0%	267,950	251,768	4.8%	(16,182)	(6.0%)
Capital Project Labor Alloc	0.0%	0	0.0%	0	0	0.0%	0	0.0%
Insurance	1.6%	95,296	1.6%	87,354	83,713	1.6%	(3,642)	(4.2%)
Legal	1.0%	60,000	1.0%	55,000	50,501	1.0%	(4,499)	(8.2%)
Office Supplies	0.3%	21,300	0.4%	19,400	18,499	0.4%	(901)	(4.6%)
Director Meeting Payments	0.3%	18,000	0.3%	16,500	9,854	0.2%	(6,646)	(40.3%)
Telephones	0.1%	4,780	0.1%	4,396	6,962	0.1%	2,566	58.4%
IT Systems Maintenance	1.4%	88,096	1.6%	83,822	81,555	1.6%	(2,267)	(2.7%)
Community Communications	0.1%	4,550	0.0%	2,550	5,574	0.1%	3,024	118.6%
Postage	0.3%	20,400	0.4%	19,800	17,353	0.3%	(2,447)	(12.4%)
Bld/Grounds Maint/Pest Cntr	0.3%	17,400	0.3%	14,600	26,926	0.5%	12,325	84.4%
Other	1.5%	91,200	1.3%	70,780	119,697	2.3%	48,917	69.1%
Subtotal General / Admin	20.5%	1,249,522	20.6%	1,095,652	1,153,225	22.1%	57,573	5.3%
Total Operating Expenses	100.1%	6,111,847	100.0%	5,322,956	5,222,869	100.0%	(100,088)	(1.9%)
Operating Income (Loss)	100.0%	(6,293)	100.0%	228,599	500,920	100.0%	272,321	119.1%

	% of Total	Annual Budget	% of Total	YTD Budget	YTD Actuals	% of Total	YTD VARIANCE Amount	%
Non-Operating Expenses								
Water Reserve Expenditure	0.1%	8,400	0.1%	7,700	12,960	100.0%	5,260	68.3%
Sewer Reserve Expenditure	0.0%	0	0.0%	0	0	0.0%	0	0.0%
Drainage Reserve Expenditure	0.0%	0	0.0%	0	0	0.0%	0	0.0%
Total Non-Operating Expenses	0.1%	8,400	0.1%	7,700	12,960	100.0%	5,260	68.3%
Net Income (Loss)	100.0%	(14,693)	100.0%	220,899	487,960	100.0%	267,061	120.9%

Rancho Murieta Community Services District
Budget Performance Report by FUND
For the Month Ending May 31, 2018

	% of Total Rev	Annual Budget	% of Total Rev	YTD Budget	YTD Actuals	% of Total Rev	YTD VARIANCE Amount	%
WATER								
REVENUES								
Water Charges	98.4%	\$1,982,280	98.4%	\$1,776,366	\$1,849,135	94.0%	\$72,769	4.1%
Interest Earnings	0.2%	3,900	0.2%	3,500	2,779	0.1%	(721)	(20.6%)
Other Income	1.4%	28,770	1.4%	25,285	114,252	5.8%	88,967	351.9%
Total Water Revenues	100.0%	2,014,950	100.0%	1,805,151	1,966,166	100.0%	161,016	8.9%
EXPENSES (excluding depreciation)								
Salaries & Wages	26.4%	532,740	25.3%	457,296	421,597	21.4%	(35,699)	(7.8%)
Employer Costs	13.0%	261,740	13.0%	235,446	218,232	11.1%	(17,214)	(7.3%)
Capital Project Labor Alloc	0.0%	0	0.0%	0	(372)	0.0%	(372)	0.0%
Power	10.2%	204,970	9.8%	177,075	184,371	9.4%	7,296	4.1%
Chemicals	4.6%	93,000	4.4%	79,700	75,938	3.9%	(3,762)	(4.7%)
Chemicals - T&O	0.5%	9,500	0.4%	7,900	5,830	0.3%	(2,070)	(26.2%)
Maintenance/Repairs	7.0%	142,000	6.0%	108,700	175,752	8.9%	67,052	61.7%
Water Meters/Boxes	2.7%	54,000	2.7%	48,500	13,509	0.7%	(34,991)	(72.1%)
Lab Tests	1.4%	28,000	1.1%	19,500	11,998	0.6%	(7,502)	(38.5%)
Permits	1.6%	32,000	1.5%	27,500	28,510	1.5%	1,010	3.7%
Training/Safety	0.5%	9,300	0.5%	8,600	5,919	0.3%	(2,681)	(31.2%)
Equipment Rental	1.0%	21,000	0.9%	15,500	3,640	0.2%	(11,860)	(76.5%)
Other Direct Costs	17.3%	348,880	17.2%	311,241	310,821	15.8%	(420)	(0.1%)
Operational Expenses	86.2%	1,737,130	82.9%	1,496,958	1,455,744	74.0%	(41,214)	(2.8%)
Water Income (Loss)	13.8%	277,820	17.1%	308,192	510,422	26.0%	202,230	65.6%
38.9% Net Admin Alloc	14.2%	286,212	13.5%	243,704	265,265	13.5%	21,560	8.8%
Reserve Expenditures	0.4%	8,400	0.4%	7,700	12,960	0.7%	5,260	68.3%
Total Net Income (Loss)	-0.8%	(16,792)	3.6%	64,488	232,198	11.8%	180,670	280.2%
SEWER								
REVENUES								
Sewer Charges	98.4%	1,317,230	98.5%	1,206,839	1,197,113	98.2%	(9,726)	(0.8%)
Interest Earnings	0.2%	2,920	0.2%	2,520	249	0.0%	(2,271)	(90.1%)
Other Income	1.4%	18,500	1.3%	16,132	21,482	1.8%	5,351	33.2%
Total Sewer Revenues	100.0%	1,338,650	100.0%	1,225,491	1,218,844	100.0%	(6,647)	(0.5%)
EXPENSES (excluding depreciation)								
Salaries & Wages	26.3%	351,990	24.7%	302,142	268,798	22.1%	(33,344)	(11.0%)
Employer Costs	8.6%	172,510	8.6%	155,345	141,389	7.2%	(13,956)	(9.0%)
Power	8.9%	118,600	8.5%	104,600	122,710	10.1%	18,110	17.3%
Chemicals	4.2%	56,040	3.3%	41,040	29,799	2.4%	(11,241)	(27.4%)
Maintenance/Repairs	13.9%	186,500	12.9%	158,000	153,896	12.6%	(4,104)	(2.6%)
Lab Tests	1.2%	16,200	1.2%	14,850	12,065	1.0%	(2,785)	(18.8%)
Permits	2.6%	35,140	2.9%	35,125	40,165	3.3%	5,040	14.3%
Training/Safety	0.7%	10,000	0.6%	7,175	8,481	0.7%	1,306	18.2%
Equipment Rental	0.8%	10,200	0.8%	9,600	3,374	0.3%	(6,226)	(64.9%)
Other Direct Costs	12.2%	162,950	9.8%	119,621	95,499	7.8%	(24,122)	(20.2%)
Operational Expenses	83.7%	1,120,130	77.3%	947,498	876,177	71.9%	(71,321)	(7.5%)
Sewer Income (Loss)	16.3%	218,520	22.7%	277,993	342,667	28.1%	64,675	23.3%
29.7% Net Admin Alloc	16.3%	218,521	15.2%	186,067	202,528	16.6%	16,461	8.8%
Reserve Expenditures	0.0%	0	0.0%	0	0	0.0%	0	0.0%
Total Net Income (Loss)	0.0%	(1)	7.5%	91,926	140,139	11.5%	48,213	52.4%
DRAINAGE								
REVENUES								
Drainage Charges	99.0%	197,610	99.0%	181,137	179,291	99.0%	(1,845)	(1.0%)
Property Tax	2.4%	33,580	2.4%	30,782	30,782	2.4%	0	0.0%
Property Tax (Reserve Alloc)	-2.3%	(31,540)	-2.3%	(28,912)	(28,912)	-2.2%	0	0.0%
Interest Earnings	0.0%	50	0.0%	50	(20)	0.0%	(70)	(139.0%)
Total Drainage Revenues	100.0%	199,700	100.0%	183,057	181,142	100.0%	(1,915)	(1.0%)

	% of Total Rev	Annual Budget	% of Total Rev	YTD Budget	YTD Actuals	% of Total Rev	YTD VARIANCE Amount	%
EXPENSES (excluding depreciation)								
Salaries & Wages	33.3%	66,590	31.2%	57,162	68,742	37.9%	11,580	20.3%
Employer Costs	1.6%	32,640	1.6%	29,390	33,954	1.7%	4,564	15.5%
Power	5.2%	10,380	4.8%	8,780	7,235	4.0%	(1,545)	(17.6%)
Chemicals	5.5%	11,000	6.0%	11,000	10,250	5.7%	(750)	(6.8%)
Maintenance/Repairs	6.0%	12,000	6.0%	11,000	4,132	2.3%	(6,868)	(62.4%)
Permits	3.3%	6,500	3.6%	6,500	6,552	3.6%	52	0.8%
Equipment Rental	2.4%	4,730	1.1%	2,000	2,953	1.6%	953	47.6%
Other Direct Costs	4.0%	7,980	7.1%	12,920	3,936	2.2%	(8,984)	(69.5%)
Operational Expenses	76.0%	151,820	75.8%	138,752	137,754	76.0%	(998)	(0.7%)
Drainage Income (Loss)	24.0%	47,880	24.2%	44,305	43,388	24.0%	(917)	(2.1%)
6.1% Net Admin Alloc	22.5%	44,882	20.9%	38,216	41,597	23.0%	3,381	8.8%
Reserve Expenditures	0.0%	0	0.0%	0	0	0.0%	0	0.0%
Total Net Income (Loss)	1.5%	2,998	3.3%	6,089	1,791	1.0%	(4,298)	(70.6%)
SECURITY REVENUES								
Security Charges	95.0%	1,321,377	95.0%	1,211,252	1,204,336	93.7%	(6,916)	(0.6%)
Interest Earnings	0.0%	600	0.0%	600	604	0.0%	4	0.6%
Property Tax	4.7%	65,040	4.7%	59,620	59,620	4.6%	0	0.0%
Property Tax (Reserve Alloc)	-3.3%	(45,680)	-3.3%	(41,873)	(41,873)	-3.3%	(0)	0.0%
Other Income	3.6%	49,760	3.6%	45,606	63,019	4.9%	17,413	38.2%
Total Security Revenues	100.0%	1,391,097	100.0%	1,275,204	1,285,705	100.0%	10,501	0.8%
EXPENSES (excluding depreciation)								
Salaries & Wages	47.4%	659,800	44.9%	573,200	472,283	36.7%	(100,917)	(17.6%)
Employer Costs	23.4%	470,700	23.6%	426,400	369,902	18.8%	(56,498)	(13.2%)
Equipment Repairs	0.4%	4,900	0.3%	4,033	7,482	0.6%	3,449	85.5%
Vehicle Maintenance	0.4%	6,000	0.4%	5,500	5,317	0.4%	(183)	(3.3%)
Vehicle Fuel	1.0%	14,000	1.0%	12,833	12,645	1.0%	(188)	(1.5%)
Off Duty Sheriff	0.3%	4,000	0.3%	4,000	6,895	0.5%	2,895	72.4%
Other	5.9%	82,514	5.6%	71,254	174,532	13.6%	103,278	144.9%
Operational Expenses	89.3%	1,241,914	86.0%	1,097,220	1,049,056	81.6%	(48,164)	(4.4%)
Security Income (Loss)	10.7%	149,183	14.0%	177,984	236,649	18.4%	58,664	33.0%
20.3% Net Admin Alloc	10.7%	149,360	10.0%	127,177	138,428	10.8%	11,251	8.8%
Total Net Income (Loss)	0.0%	(176)	4.0%	50,807	98,220	7.6%	47,413	93.3%
SOLID WASTE REVENUES								
Solid Waste Charges	99.9%	646,796	99.9%	592,889	599,199	99.8%	6,310	1.1%
Interest Earnings	0.1%	600	0.1%	600	1,422	0.2%	822	136.9%
Total Solid Waste Revenues	100.0%	647,396	100.0%	593,489	600,620	100.0%	7,131	1.2%
EXPENSES (excluding depreciation)								
CWRS Contract	86.7%	561,100	86.7%	514,338	518,616	86.3%	4,278	0.8%
Sacramento County Admin Fee	5.5%	35,500	5.5%	32,538	32,297	5.4%	(241)	(0.7%)
HHW Event	2.3%	14,730	0.0%	0	0	0.0%	0	0.0%
Operational Expenses	94.4%	611,330	92.1%	546,876	550,913	91.7%	4,037	0.7%
Solid Waste Income (Loss)	5.6%	36,066	7.9%	46,613	49,707	8.3%	3,094	6.6%
5.0% Net Admin Alloc	5.7%	36,788	5.3%	31,324	34,096	5.7%	2,771	8.8%
Total Net Income (Loss)	-0.1%	(722)	2.6%	15,289	15,612	2.6%	323	2.1%
OVERALL NET INCOME(LOSS)	-0.3%	(14,693)	4.5%	228,599	487,960	9.3%	259,361	113.5%

MEMORANDUM

Date: June 12, 2018
To: Board of Directors
From: Jeffery Werblun, Security Chief
Subject: Security Update Report for the Month of May 2018

OPERATIONS UPDATE

Currently there is one (1) Security Gate Officer position open and one (1) Security Sergeant position open. Interviews for both positions will be conducted the second week of June 2018.

INCIDENTS OF NOTE

None.

RANCHO MURIETA ASSOCIATION COMPLIANCE MEETING

The meeting was held April 3, 2018. Nothing to report.

CONTRACT SECURITY

We are currently using PDF Security to supplement one (1) open Gate Officer position and a PDF employee that is patrol trained is covering graveyard patrol shifts until the new Patrol Officer has completed training. PDF has been responsive to our needs.

SECURITY ASSESSMENT REPORT

We are currently working on the Action Plan as the next step in response to the Security Department Assessment Report.



**Rancho Murieta Association
Rule Violations/Admonishments/Complaints
May 2018**

Gate Entrance Refusals	31
Parking	1
Unsafe Driving	2
Open Garage Door	1
Park Hours	0
Speeding	1
Loose/Off Leash Dogs	7
Barking Dogs	9
Unlicensed Driver	3
Stop Sign	4
<hr/>	
Total	59

Note: A *complaint* of a violation does NOT necessarily mean a violation occurred. The complaint may have been unfounded, Officers were unable to locate the complaint, or the complaint was not actually in fact an RMA Rule violation.



RMA Rule Violations / Citations May 2018

Driveway Parking	4
Park Hours	1
Stop Sign	18
Unsafe Driving	1
Speeding	2
Unlicensed Driver	0
Overnight Street Parking	27
<hr/>	
Total	53

*Note: These citation totals are citations issued by CSD Security; they do not reflect citations issued by RMA.

MEMORANDUM

Date: June 12, 2018
To: Board of Directors
From: Paul Siebensohn, Director of Field Operations
Subject: Utilities Report

The following is information and projects staff has worked on since the last Board meeting.

WATER TREATMENT

Water Treatment Plant (WTP) #1 is currently set to run at 1.0 million gallons per day (mgd), averaging a production volume of 0.97 mgd. WTP #2 is in operation at 1.0 mgd, producing an average of 0.083 mgd. WTP #2 was put online as the WTP # 1 influent flow meter is having issues running at a higher flow right now. A service representative will be repairing it shortly. Total water production for May 2018 was 47,163,000 gallons.

The State Water Resources Control Board – Division of Drinking Water was out this past month for an inspection of the water treatment facility verbally noting that everything looked good and with follow up correspondences of information requests which have been satisfied. No formal report has been received yet.

WATER SOURCE OF SUPPLY

All of our reservoirs were filled to the top of the stoplogs with the diversion season ending on May 31, 2018. On June 6, 2018, all raw water storage for Calero, Chesbro, and Clementia Reservoirs measured approximately 1,652.45 MG (5,071.5 AF) of which 1,488.5 MG (4,568.4) is usable due to dead storage. For Calero and Chesbro Reservoirs alone, storage measured 1,312 MG (4,029.5 AF), or 1,263.6 MG (3,576.5 AF) usable. In May 2018 there was 0.57" of rainfall and evaporation was 6.67". This diversion season we have pumped 705,578,500 gallons (2,165 AF) to storage.



Photos of: Calero

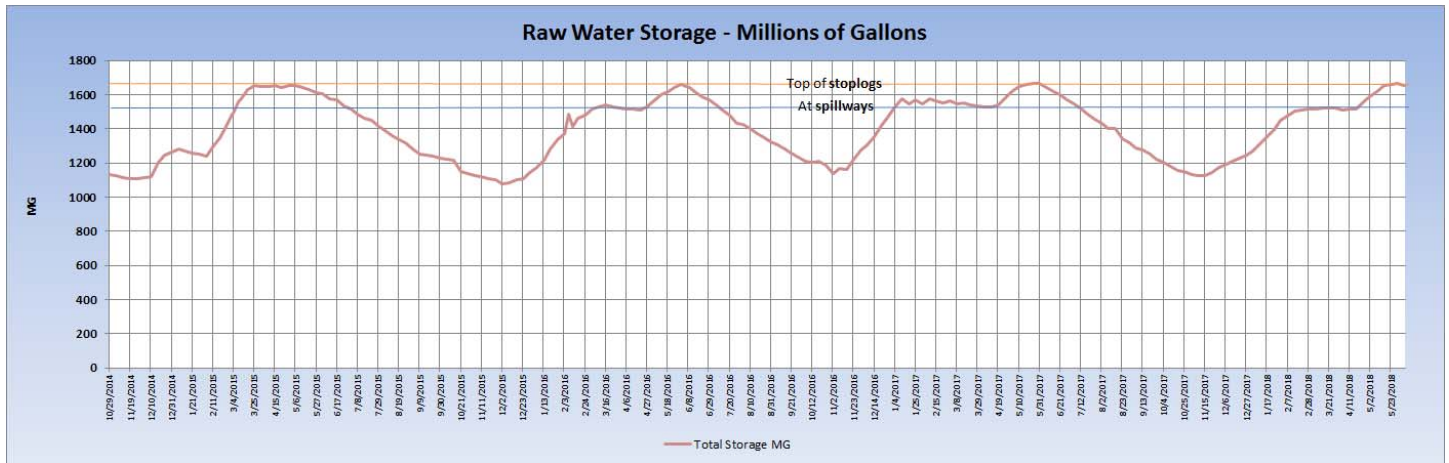


Clementia



Chesbro - reservoirs filled up

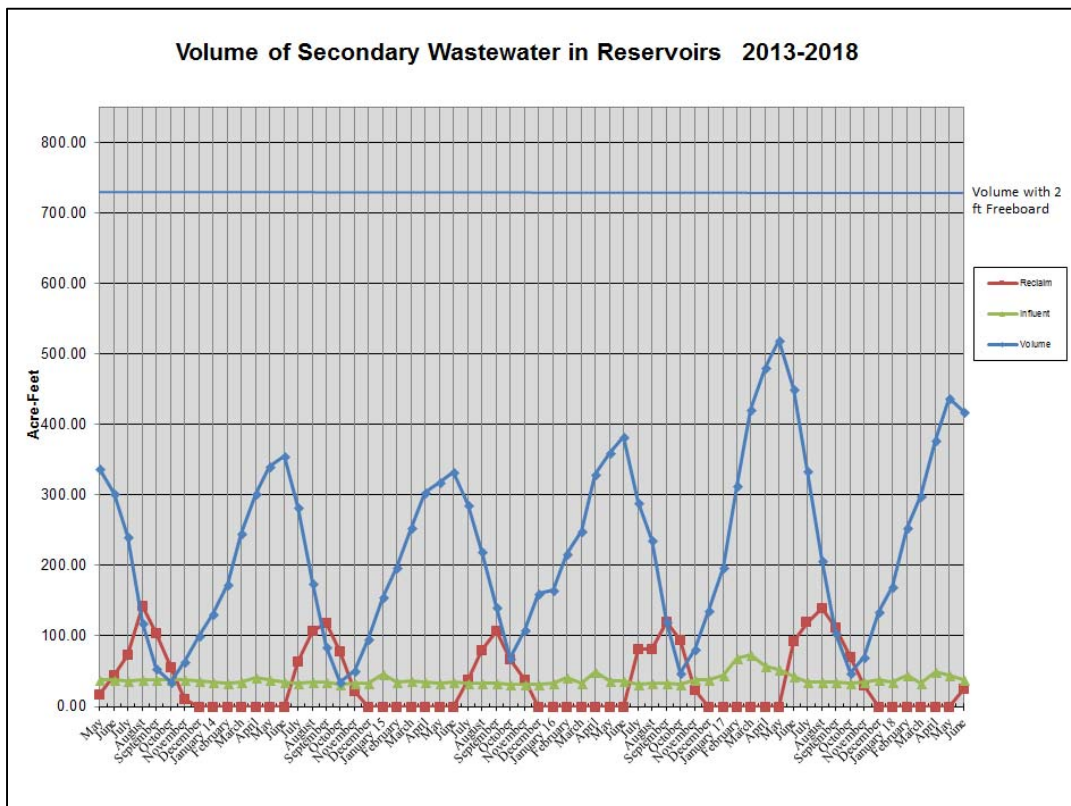
Below is a graphic representation of the water storage reservoir levels from 2014 to date.



WASTEWATER COLLECTION, TREATMENT, AND RECLAMATION

Influent wastewater flow averaged 0.393 million gallons a day, for a total of 12.2 MG, (37.4 AF). This is approximately 153 gpd per sewer connection. Secondary wastewater storage measured 142.811 MG (438.3 AF) on May 9, 2018. The Reclamation Plant is now in operation and in May we supplied 8,050,000 gallons of recycled water to the Rancho Murieta Country Club (RMCC) for their irrigation needs RMCC used 27,321,401 gallons for irrigation in May 2018.

The RMCC General Manager is the new Recycled Water Supervisor designated per the District’s User Reclamation Plan to ensure that proper use and reporting for recycled water is followed per the District’s recycled water standards and the Master Reclamation permit and Waste Discharge Requirements of the California Regional Water Quality Control Board.



SEWER COLLECTION

No District sewer collection system maintenance or issues occurred this past month. Utility staff and myself spent time hand excavating the Kelly's sewer line to determine where specifically damage had occurred with direct oversight from Mr. Kelly. The breakage was in the "wye" portion of the Kelly's private sewer line, therefore the financial responsibility is that of the homeowner. Staff continued work to repair their private sewer line and submitted services orders and invoices to our Administration Department to back bill the Kelly's for the repair per an agreement with Mr. Kelly. All was repaired and backfilled per Mr. Kelly's satisfaction before staff left.

DRAINAGE / STORMWATER

Utility staff has continued limited weed control in areas, targeting near culvert entrances and exits, and drainage detention basins. We are over budget due storm pump repairs needed at Main Lift South and staff response during heavy storms this past season. Utility Staff did an outstanding job in completing the repair of damaged corrugated pipe failure in the Chesbro protection ditch as a result of a big storm, shown in the photo below.



Stormwater inlet repair along the Chesbro protection ditch

WATER METERING AND UTILITY STAFF WORK

In May 2018, four (4) ¾" meters were replaced and one (1) new one was installed. Twenty-two (22) Utility Star reports, four (4) rebate inspections, twelve (12) high water use investigations and forty-four (44) underground service alerts (USAs) were completed. There were four (4) service line leaks reported and repaired. As more people irrigate heavily, staff has been getting more calls for water leaks, typically stemming from private property irrigation systems.

PROJECTS

Development

The Retreats East and North

No update.

The Retreats West

Two (2) new homes called for water and sewer inspections and passed inspection after rectifying installations per District standards.

The Murieta Gardens - Murieta Marketplace

Landscape plans were submitted and reviewed by Coastland Engineering with comments provided back to the project engineer. This project is still on hold.

The Murieta Gardens – Inn

No update.

The Murieta Gardens – Highway 16 Off-Site Improvements

This project has proceeded with the installation of dual piped stormwater lines in place of a single large line within the Caltrans easement of Highway 16. Coastland Engineering has been monitoring work when it occurs in the area of District infrastructure.

The Murieta Gardens II – Subdivision

The plans for the 78 lots at the Murieta Gardens have been signed off and copies have been provided to the District and Coastland Engineering. It is assumed this project will be proceeding soon, although no notice has been given to the District. K. Hovanian Homes has contacted me notifying that they have acquired this property and have requested a fire flow report from the District, which we have completed and supplied to them.

Rancho Murieta North – Development Project

No update.

FAA Business Park

This project is proceeding possibly towards the end of June.

The Greens Neighborhood Park

No update.

EMERGENCY WELL PROJECT

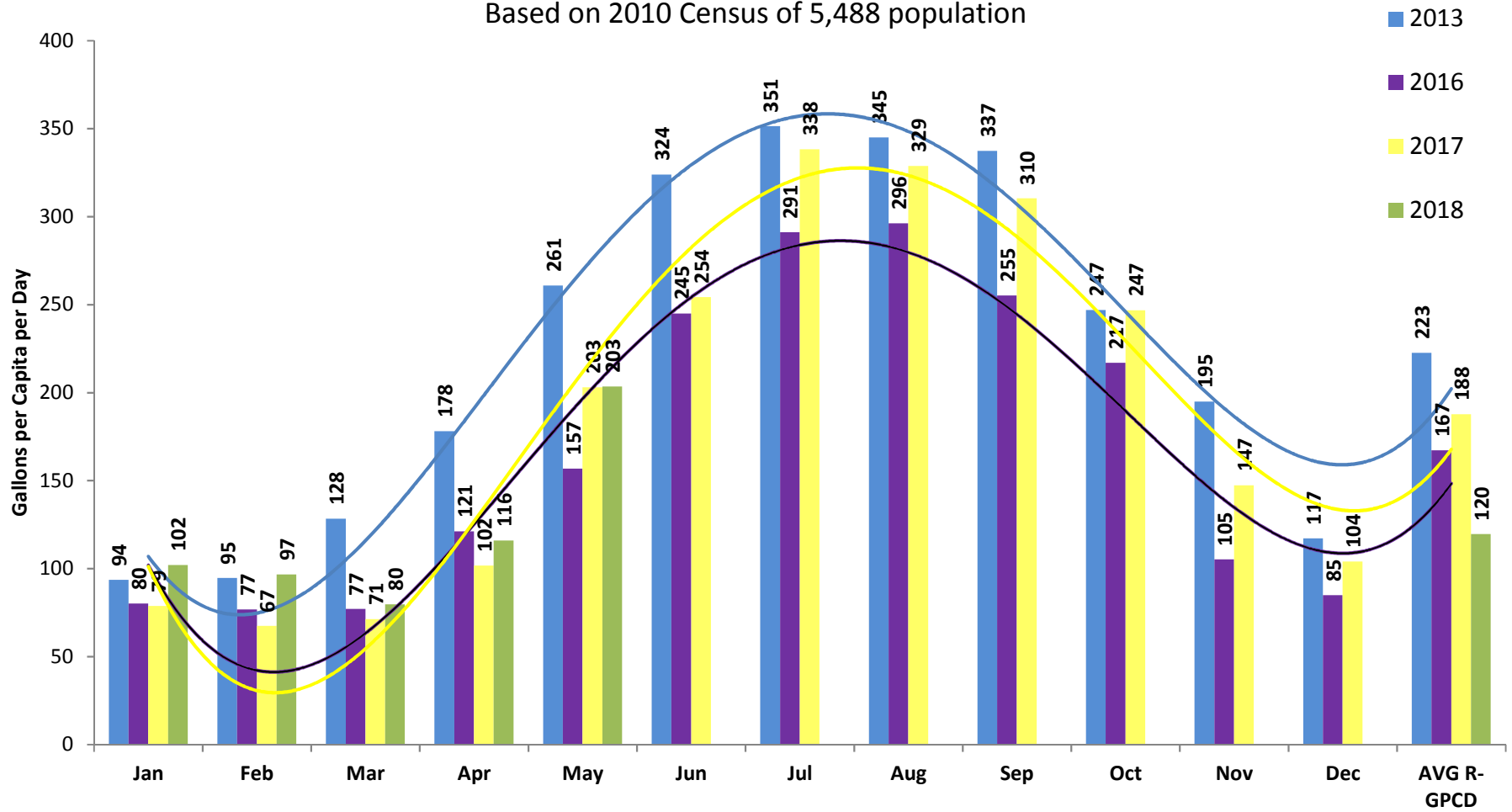
We are working with an appraiser and Dominichelli & Associates for layout of the proposed easements needed for well site B and its construction. I have provided sketched up exhibits which they need to formalize.

Rancho Murieta - Residential Gallons per Capita per Day

Comparison of 2013 (drought base yr) to 2016, 2017 and 2018

Residential Potable Water Consumption

Based on 2010 Census of 5,488 population



Conservation achieved May 2016 versus May 2013: 40%

Conservation achieved May 2017 versus May 2013: 22%

Conservation achieved May 2018 versus May 2013: 22%

2016 versus 2013 YTD conservation: 32%

2017 versus 2013 YTD conservation: 31%

2018 versus 2013 YTD conservation: 21%

CONFERENCE/EDUCATION SCHEDULE

Date: June 14, 2018
To: Board of Directors
From: Suzanne Lindenfeld, District Secretary
Subject: Review Upcoming Conference/Education Opportunities

This report is prepared in order to notify Directors of upcoming educational opportunities. Directors interested in attending specific events or conferences should contact me to confirm attendance for reservation purposes. The Board will discuss any requests from Board members desiring to attend upcoming conferences and approve those requests as deemed appropriate.

Board members must provide brief reports on meetings that they have attended at the District's expense. (AB 1234). The upcoming conferences/educational opportunities include the following:

CALIFORNIA SPECIAL DISTRICT ASSOCIATION (CSDA)

General Manager Leadership Summit	June 24, 2018	Olympic Valley
Special District Leadership Academy	July 8, 2018	Napa Valley
2018 Annual Conference & Show	September 24, 2018	Indian Wells

GOLDEN STATE RISK MANAGEMENT ASSOCIATION (GSRMA)

No Information Currently Available on Upcoming Conferences.

ASSOCIATION OF CALIFORNIA WATER AGENCIES (ACWA)

No Information Currently Available on Upcoming Conferences.

AMERICAN WATER WORKS ASSOCIATION (AWWA)

No Information Currently Available on Upcoming Conferences.



June 12, 2018

Mark Martin
General Manager
Rancho Murieta Community Services District
P.O. Box 1050
Rancho Murieta, CA 95683

Subject: 2017 Diversion Report

Dear Mark:

Each year California Waste Recovery Systems is required to prepare and submit an annual diversion report for the residential collection services we provide through our Collection Services Contract with the Rancho Murieta Community Services District. This report summarizes the tons of solid waste collected and disposed, as well as the tons of materials recycled or otherwise diverted from disposal.

This report is for the period 1/1/17 through 12/31/17 and is prepared per the guidelines of Article 5, Diversion Requirements, and Article 14, Record Keeping and Reporting Requirements of the Collection Services Contract. Enclosed are the monthly detailed tonnage and diversion reports for all materials we collected through our Rancho Murieta Collection Services Contract in 2017.

As I have related in prior years, neither our Collection Services Contract with Rancho Murieta nor the Agreement executed between the CSD and Sacramento County require that any action be taken with this information or for you to report these results to any other agency. We already furnish quarterly tonnage reports directly to the Sacramento County Solid Waste Authority (SWA) and will continue to do so through the duration of the Contract because diversion is measured regionally for the unincorporated County. The tons collected in Rancho Murieta are part of that consolidated result.

The table on Page 2 summarizes the tons we collected in 2017 compared to those tons we collected in years 2011 thru 2016. Year-to-year comparison of 2011 and 2017 shows that the overall tons we collect have increased 6% since 2011. Trash tons have increased by 10%, while the Recyclables tons have increased by 3%. Greenwaste tons increased by 1%. This year, bulky waste service requests increased by almost 55% when comparing 2011 to 2017. This upsurge contributes to more trash tons and thus reduces the diversion rate.



Mark Martin
 General Manager
 Rancho Murieta Community Services District
 June 12, 2018
 Page 2

Annual Tons	2011	2012	2013	2014	2015	2016	2017
Trash	1901	1891	1963	1788	1879	1971	2097
Recyclables	705	639	601	735	745	734	726
Greenwaste	1121	1088	1085	976	939	1091	1137
Total	3727	3618	3649	3499	3563	3796	3960
Diversion Rate	48%	48%	46%	49%	47%	48%	47%

We are looking forward to presenting and discussing the 2017 Diversion Report results with you and the Board of Directors at the CSD Board meeting on June 20, 2017. Thank you again for the opportunity to provide residential solid waste and recyclables collection in Rancho Murieta.

Sincerely,



Jack Fiori
 Vice President

Enclosure

	A	B	AG	AH	BL	BQ	BR
1	RANCHO MURIETA						
2	Jan - Mar 2017						
3		AB	FWD	KIEFER	SWWG	VO	Totals
4	R/O - TRASH	0.00	0.00	0.00	0.00	0.00	0.00
27	RESI - TRASH	0.00	8.06	519.98	0.00	0.00	532.95
28	RESI- RECYCLING	0.00	0.00	0.00	0.00	0.00	172.92
29	RESI - YARD & GARDEN	0.00	0.00	0.00	6.61	0.00	287.76
30		0.00	8.06	519.98	6.61	0.00	993.62
31							993.62
32							
33	April - June 2017						
34		AB	FWD	KIEFER	SWWG	VO	TOTALS
35	R/O - TRASH	0.00	0.00	0.00	0.00	0.00	0.00
58	RESI - TRASH	0.00	74.50	478.17	0.00	0.00	553.01
59	RESI- RECYCLING	0.00	0.00	0.00	0.00	0.00	194.46
60	RESI - YARD & GARDEN	0.00	0.00	0.04	0.00	0.00	282.15
61		0.00	74.50	478.21	0.00	0.00	1029.62
62							1029.62
63							
64	July - Sept 2017						
65		AB	FWD	KIEFER	SWWG	VO	TOTALS
66	R/O - TRASH	0.00	0.00	0.00	0.00	0.00	0.00
89	RESI - TRASH	0.00	0.00	430.74	0.00	0.00	518.75
90	RESI- RECYCLING	0.00	0.00	0.00	0.00	0.00	166.70
91	RESI - YARD & GARDEN	0.00	0.00	0.47	0.00	0.00	253.40
92		0.00	0.00	431.21	0.00	0.00	938.86
93							938.86
94	Oct - Dec 2017						
95		AB	FWD	KIEFER	SWWG	VO	TOTALS
96	R/O - TRASH	0.00	0.00	0.00	0.00	0.00	0.00
119	RESI - TRASH	0.00	0.00	460.98	0.00	0.00	492.00
120	RESI- RECYCLING	0.00	0.00	0.00	0.00	0.00	191.88
121	RESI - YARD & GARDEN	0.00	0.00	44.33	0.00	0.00	313.78
122		0.00	0.00	505.31	0.00	0.00	997.66
123							997.66
124	Jan - Dec 2017						
125		AB	FWD	KIEFER	SWWG	VO	TOTALS
126	R/O - TRASH	0.00	0.00	0.00	0.00	0.00	0.00
149	RESI - TRASH	0.00	82.56	1889.87	0.00	0.00	2096.71
150	RESI- RECYCLING	0.00	0.00	0.00	0.00	0.00	725.96
151	RESI - YARD & GARDEN	0.00	0.00	44.84	6.61	0.00	1137.09
152		0.00	82.56	1934.71	6.61	0.00	3959.76

MEMORANDUM

Date: June 15, 2018
To: Board of Directors
From: Mark Martin, General Manager
Subject: Consider Approval of Fifth Amendment to California Waste Recovery Systems 2013 Contract

RECOMMENDED ACTION

Approve the Fifth Amendment to the 2013 Contract between Rancho Murieta Community Services District and California Waste Recovery Systems for solid waste collection and disposal services.

BACKGROUND

California Waste Recovery Systems (CalWaste) has been providing refuse services for Rancho Murieta since November 2005. The current contract amendment for fiscal year 2017-2018 rates expires on June 30, 2018. The CalWaste contract specifies the calculation of any rate increase based on the combination of several industry indices. The rate adjustment for the 2018-2019 fiscal year is an increase of 2.27%. The amended contract between Rancho Murieta Community Services District (District) and CWRS will be effective July 1, 2018 through June 30, 2019.

**Fifth Amendment to the
2013 Collection Services Contract for the Provision of Solid Waste,
Recyclables Materials and Green Waste Collection Services
Between
The Rancho Murieta Community Services District
And
California Waste Recovery Systems, LLC**

The Fifth Amendment to the Contract titled above (Collection Services Contract for the provision of Solid Waste, Recyclables, Materials and Green Waste Collection Services), executed as of June 21, 2018 by the between the Rancho Murieta Community Services District (District) and California Waste Recovery Systems, LLC. (Contractor) is made and entered into by the District and the Contractor as of the latter date written below.

Pursuant to Section 40.01 of the contract, the District and the Contractor may change or amend the Agreement upon written agreement duly authorized and executed by both the District and the Contractor.

Now, therefore, in consideration of the mutual promises, covenants, guaranties and conditions contained in this Fifth Amendment, receipt of which is acknowledged, the District and the Contractor agree as follows:

7.01.1 Leaf Collection. During the four (4) month period beginning October 1 and ending January 31 and annually thereafter during the term of this Contract, Service Recipients may place unlimited amounts of leaves at the curb alongside their Green Waste Cart as part of Green Waste Collection Service. The leaves shall be placed in plastic lawn and leaf bags and closed in such a manner as to contain the leaves during Collection. Leaves must be generated by and at the Residential Service Unit wherein the leaves are collected. During this period, CONTRACTOR shall Collect and dispose of all leaves that are properly bagged and placed at the curb at no additional charge to the Service Recipient.

1. Exhibit 1 (attached), the Contractor Collection Services Rates, effective July 1, 2018 to June 30, 2019, is substituted and amended in this Fifth Amendment.

Except for the amendments and/or additions stated in the First Amendment, effective on July 1, 2014 thru June 30, 2015; and the Second Amendment, effective July 1, 2015 thru June 30, 2016; the Fourth Amendment effective July 1, 2016 thru June 30, 2017, the Fourth Amendment effective July 1, 2017 thru June 2018; and this Fifth Amendment and all other provision of the agreement remain in full force and effect, effective July 1, 2018 thru June 30, 2019.

Authority to Execute: The District warrants that the officers listed below have been duly authorized by the District to execute this Fifth Amendment on behalf of the District. The Contractor warrants that the individuals listed below have been duly authorized by the Contractor to execute this Fifth Amendment on behalf of the Contractor.

In Witness, whereof, the Parties to this Fifth Amendment have executed this Fifth Amendment as of the latter date written below.

RANCHO MURIETA COMMUNITY SERVICES DISTRICT

Mark Martin, General Manager

Mark Pecotich, Board President

Date

Date

CALIFORNIA WASTE RECOVERY SYSTEMS, LLC

Dave Vaccarezza, Owner

Date

DRAFT

Exhibit 1
CONTRACTOR COLLECTION SERVICE RATES
Effective 07/01/18- 6/30/19

A. COLLECTION SERVICES				
1	Garbage Cart Sizes (gallons)	38	64	96
2	Disposal Charge Per Ton – Solid Waste	\$30.00		
3	Monthly Per Unit Solid Waste Generation Factor	0.03	0.08	0.2
4	Disposal Element	\$1.02	\$2.22	\$5.23
5	Monthly Collection Element	\$15.86	\$16.30	\$23.07
6	TOTAL MONTHLY COLLECTION RATE (Lines A4 + A5)	\$16.88	\$18.52	\$28.30
B. ADDITIONAL CARTS				
1	Garbage Cart Sizes (gallons)	38	64	96
2	MONTHLY COST FOR EACH ADDITIONAL GARBAGE CART	\$8.25	\$10.24	\$21.71
3	MONTHLY COST FOR EACH ADDITIONAL RECYCLING CART IN EXCESS OF ONE(1) RECYCLING CART	N/A	\$6.58	\$6.58
4	MONTHLY COST FOR EACH ADDITIONAL GREEN WASTE CART IN EXCESS OF TWO(2) GREEN WASTE CARTS	N/A	\$6.58	\$6.58
C. DISCOUNT FOR GREEN WASTE EXEMPTION				
1	Garbage Cart Sizes (gallons)	38	64	96
2	MONTHLY DISCOUNT FOR GREEN WASTE EXEMPTION	\$2.00		

Exhibit 1
CONTRACTOR COLLECTION SERVICE RATES
Effective 07/01/18- 6/30/19

D. ADDITIONAL LARGE ITEM COLLECTION SERVICE RATE (ON-CALL)			
1	Additional Large Item Size	1 Cu. Yd.	
2	Disposal Charge Per Ton – Large Item	\$30.00	
3	Per Unit Large Item Generation Factor	0.05	
4	Disposal Element (Line D2 multiplied by Line D3)	\$1.50	
5	Collection Element	\$37.54	
6	TOTAL LARGE ITEM COLLECTION RATE (Lines D4 + D5)	\$39.04	
E. EXCESS CART EXCHANGE SERVICE RATE (Each occurrence)			
1	Garbage Cart Sizes (gallons)	38	64
2	EXCESS CART DELIVERY SERVICE RATE	\$18.12	
F. EMERGENCY SERVICE RATES			
1	Laborer (per hour)	\$44.55	
2	Automated truck (Heil) with driver (per hour)	\$117.19	
3	Front loader truck (White) with driver (per hour)	\$110.68	
4	Roll off truck (White) with driver (per hour)	\$110.68	
5	Forman and pickup (GMC) (per hour)	\$65.09	
6	Transfer truck and trailer with driver (White/Wilkins) (per hour)	\$117.19	

MEMORANDUM

Date: June 13, 2018
To: Board of Directors
From: Mark Martin, General Manager
Subject: Consider Adoption of Ordinance O2018-02, Proposed Service Charge Increases and Special Tax Adjustments

RECOMMENDED ACTION

Adopt Ordinance O2018-02, an Ordinance of the Rancho Murieta Community Services District, amending Chapter 14 of the District Code relating to Water Service Charges; amending Chapter 15 of the District Code relating to Sewer Service Charges; amending Chapter 16 of the District Code relating to Drainage Service Charges; amending Chapter 16A of the District Code relating to Drainage Special Tax; amending Chapter 21 of the District Code relating to Security Special Tax; and amending Chapter 31 of the District Code relating to Solid Waste Collection and Disposal Service Charges.

BACKGROUND

Rate Adjustment Overview

The effect of the proposed rate changes on the average monthly bill for a residential metered lot is 3.85%, or an average increase of \$6.57 per month. Impacts to individual customer bills will vary depending on the monthly amount of water used by each customer. Please note that the \$6.57 increase still includes the \$1.00 per bill, per month SB 623 / Safe & Affordable Drinking Water tax that was proposed. According to the Sacramento Bee on June 8, 2018 (see the link below), this tax has been abandoned, at least for the near future. This means that the District will not be collecting this tax at the present time and the increase in the average monthly bill for a residential metered lot will be \$5.57, versus the \$6.57 reported above. However, since there has been open discussion by proponents to revisit the tax legislatively in the near future, it is prudent for the District to retain the capacity to charge the additional fee in the event the tax is approved during the District's upcoming fiscal year.

http://www.sacbee.com/news/state/california/water-and-drought/article212827809.html#eml=Breaking_Newsletter

Operational costs are estimated to increase 6.4%, approximately \$390,083, for fiscal year 2018 – 2019. This increase is the net result of increases in items such as wages and employer costs, medical premiums, SMUD electric rates, solid waste contract rates, insurance costs, and permits.

The proposed rate increase also includes an increase in Capital Replacement Reserve Contributions of \$22,233 for the year. This increase brings the total Capital Replacement Reserve Contributions to \$571,181 for fiscal year 2018 – 2019. Planning for capital replacement needs and collecting the capital over time will place the District in a fiscally sound position for future capital replacement projects.

The proposed increases in Capital Replacement Reserve Contributions for Security and Drainage are accomplished through the allocation of property tax revenue, which the District receives from Sacramento County. Security Fund Reserve Contributions are increasing 7.3% to \$49,000 for the year; Drainage Fund Reserve Contributions are increasing 4.6% to \$33,000. Historically, the property tax revenues have been used to off-set

the District's General Fund expenses. The reduction in General Fund revenues due to this allocation results in slightly higher rates in our other funds (i.e., Water, Sewer, and Solid Waste).

A summary of the proposed rate change by Service Charge and Special Tax area follows on the next page:

WATER

The proposed 2018-19 monthly bill increase for an average consumption residential metered lot is projected to be \$3.02 or 4.7% (or 4.3% including the WTP Debt Service Charge)

	Current Rate 2017-18	Proposed 2018-19
Base Charge (w/o reserve contribution)	\$32.79	\$34.52
Reserve Contribution	\$7.75	\$7.75
Total Base Charge	\$40.54	\$42.27
Debt Service Charge (repay internal borrowing)	\$6.00	\$6.00
Usage Charge (per cf)	\$.0166	\$.0175
<ul style="list-style-type: none"> • Non-residential customers are charged one base charge per month per meter plus the reserve contribution times their Water EDU (equivalent dwelling unit) value plus usage 		

DRAINAGE

The proposed 2018-19 monthly bill increase for a residential metered lot is projected to be \$0.10 or 2.0%.

	Current Rate 2017-18	Proposed 2018-19	Max Rate 2018-19
Developed Property			
Residential (per lot)			
Metered	\$5.02	\$5.12	\$5.12
Unmetered	\$5.02	\$5.12	\$5.12
The Villas	\$3.35	\$3.42	\$3.42
Murieta Village	\$3.35	\$3.42	\$3.42
Non-Residential (per acre)			
1 Retail	\$25.089	\$25.591	\$25.591
2 Industrial/Whse	\$26.655	\$27.188	\$27.188
3 Light Industrial	\$20.382	\$20.790	\$20.790
4 Office	\$23.520	\$23.991	\$23.991
5 Landscape (golf course/park sites)	\$4.705	\$4.799	\$4.799
6 Murieta Equestrian Center	\$1.815	\$1.852	\$1.852
7 RMCC (club house and parking)	\$0.000	\$0.000	\$0.000
8 Airport	\$2.090	\$2.132	\$2.132
9 Geyer Property	\$15.680	\$15.993	\$15.993
Undeveloped Property			
Residential & Non- Residential	\$2.961	\$3.020	\$3.020

SEWER

The proposed 2018-19 monthly bill increase for a residential metered lot is projected to be \$1.22 or 2.7%.

	Current Rate 2017-18	Proposed 2018-19
Base Charge (w/o reserve contribution)	\$39.19	\$40.41
Reserve Contribution	\$6.76	\$6.76
Total Base Charge	\$45.95	\$47.17
<ul style="list-style-type: none"> • Non-residential customers are charged the base charge plus the reserve contribution times their Sewer EDU (equivalent dwelling unit) value 		

SECURITY

The proposed 2018-19 monthly bill increase for a residential inside-gate metered lot is projected to be \$0.57 or 2.0%.

	Current Rate 2017-18	Proposed 2018-19	Max Rate 2018-19
Developed Property			
Residential (per lot)			
Inside Gates			
Metered	\$28.58	\$29.15	\$29.15
Unmetered	\$22.86	\$23.32	\$23.32
Outside Gates	\$6.89	\$7.03	\$7.03
Non-Residential (per Building square foot)			
1 Highway Retail	\$.2576	\$.2628	\$.2628
2 Other Retail/comm.	\$.0277	\$.0283	\$.0283
3 Industrial/Whse/Lt Industrial	\$.0606	\$.0618	\$.0618
4 Office	\$.0146	\$.0149	\$.0149
5 Institutional	\$.0146	\$.0149	\$.0149
6 Public Utility	\$.0462	\$.0471	\$.0471
7 Murieta Equestrian Center	\$.0043	\$.0044	\$.0044
8 RMCC	\$.0725	\$.0740	\$.0740
9 Airport	\$.0184	\$.0188	\$.0188
Undeveloped Property (per acre)			
Inside Gates	\$24.1728	\$24.6563	\$24.6563
Outside Gates	\$3.6022	\$3.6742	\$3.6742

SOLID WASTE

The proposed 2018-19 monthly bill increase for a 64-gallon container is projected to be \$0.66 (\$0.63 for the container and \$.03 for the Sacramento County Surcharge) or 3.1%, related to operational cost increases per contract with California Waste Recovery Services and anticipated increases in Sacramento County's landfill surcharges.

	Current Rate 2017-18	Proposed 2018-19
38 gallon container (T38)	\$18.06	\$18.64
64 gallon container (T64)	\$19.81	\$20.44
96 gallon container (T96)	\$29.48	\$30.42
Extra Cart (38 gallon)	\$8.17	\$8.43
Extra Cart (64 gallon)	\$10.16	\$10.49
Extra Cart (96 gallon)	\$21.56	\$22.25
Extra Recycle Cart	\$6.51	\$6.72
Extra Yard Waste Cart	\$6.51	\$6.72
Yard Waste Exemption	(\$2.00)	(\$2.00)
Sac County Surcharge	\$1.20	\$1.23

A comparison of the proposed rate increase by fund is shown in the table below:

	Current Rate 2017-2018	Proposed Rate 2017-2018	Percent Increase
Security	\$28.58	\$29.15	2.0%
Water			4.3%
Base Charge	\$40.54	\$42.27	
Consumption/cubic foot	\$.0166	\$.0175	
WTP Debt Service Charge	\$6.00	\$6.00	
Sewer	\$45.95	\$47.17	2.7%
Drainage	\$5.02	\$5.12	2.0%
Solid Waste			3.1%
64 gallon container	\$19.81	\$20.44	
Sac County Surcharge	\$1.20	\$1.23	

ORDINANCE NO. O2018-02

AN ORDINANCE OF THE BOARD OF DIRECTORS OF THE RANCHO MURIETA COMMUNITY SERVICES DISTRICT, AMENDING CHAPTER 14 OF THE DISTRICT CODE, RELATING TO WATER SERVICE CHARGES; AMENDING CHAPTER 15 OF THE DISTRICT CODE RELATING TO SEWER SERVICE CHARGES; AMENDING CHAPTER 16A OF THE DISTRICT CODE RELATING TO DRAINAGE SPECIAL TAX; AMENDING CHAPTER 21 OF THE DISTRICT CODE RELATING TO SECURITY SPECIAL TAX; AND AMENDING CHAPTER 31 OF THE DISTRICT CODE RELATING TO SOLID WASTE COLLECTION AND DISPOSAL SERVICE CHARGES AND LEAF COLLECTION

The Board of Directors of the Rancho Murieta Community Services District ordains as follows:

SECTION 1. Purpose and Authority. The purposes of this ordinance are to (a) increase the District water, sewer and solid waste collection and disposal service charges in order to reflect and provide for operation, maintenance and other cost increases due to inflation, increased regulatory costs, increased costs of supplies, services, labor and benefits, and other factors, and (b) increase the District drainage special tax and security special tax to implement the voter-authorized annual adjustments. This ordinance is adopted pursuant to California Constitution articles XIII C, section 2, and XIII D, section 6, Government Code sections 61115, 61121 and 61123, District Ordinances Nos. 98-1 and 98-2, and other applicable law.

SECTION 2. Findings. The Board of Directors finds and determines as follows:

- (a) As calculated and demonstrated in the 2018-2019 District budget, the increased service charges implemented by this ordinance have been fixed in amounts sufficient to pay the operating expenses of the District's water, sewer and solid waste operations, provide for and fund repairs and replacement of utility system works and equipment, provide for increased costs of regulatory compliance, fund financial reserves, and pay debt service and other costs.
- (b) The increased service charges are reasonably related to, and do not exceed, the District's cost of providing each of the services.
- (c) The revenues derived from the service charges do not exceed the funds required to provide the services and will not be used for any purpose other than the listed services.
- (d) The amount of the service charges imposed on each customer's parcel does not exceed the proportional cost of the particular service attributable to that parcel.
- (e) The District water, sewer and solid waste services are services that are actually used by and immediately available to the owner of each customer parcel.
- (f) No portion of these service charge increases are imposed for general governmental services.
- (g) As calculated and demonstrated in the 2018-2019 District budget, the increased drainage and security special taxes implemented by this ordinance have been fixed in amounts as calculated and determined consistent with the annual tax adjustments as set forth in District Code chapters 16A and 21 and as authorized by the voters at the time of the approval of the special taxes.

- (h) The establishment, modification, structuring, restructuring and approval of the service charges and taxes as set forth in this ordinance are necessary and appropriate to continue to meet the District's costs for operation and maintenance, supplies and equipment, financial reserves, and capital replacement needs, and to maintain a satisfactory level of services within the District service area.
- (i) The District Board of Directors has conducted a duly noticed public hearing on the proposed service charge increases in accordance with California Constitution article XIII D, section 6, and the Board did not receive a majority protest against any of the proposed service charge increases.

SECTION 3. Service Charge and Tax Adjustments; District Code Amendments

- I) The Water Code, Chapter 14, Section 7.00 Rates and Charges is amended as follows:
Section 7.05 Rates for Metered Service.

- (a) General metered service shall be as follows:

MONTHLY CHARGES

Base Charge	\$ 34.52
Reserve Charge	<u>\$ 7.75</u>
Total Basic Service Charge	\$ 42.27/mo

Usage charge per cubic foot:

Basic volumetric rate per cubic foot	\$ 0.0175/cu. ft.
--------------------------------------	-------------------

- (b) Metered service to residential lots at Murietta Village shall be as follows:

MONTHLY CHARGES

Base Charge	\$ 34.52
Reserve Charge	<u>\$ 7.75</u>
Total Basic Service Charge	\$ 42.27/mo

Usage charge per cubic foot:

Basic volumetric rate per cubic foot	\$ 0.0175/cu. ft.
--------------------------------------	-------------------

- (c) Non-Residential metered service shall be as follows:

MONTHLY CHARGES

Basic Service Charge for non-residential shall be calculated on an EDU basis

Monthly Charges

Basic Service Charge for non-residential metered service shall be calculated on number of meters and an EDU basis for each customer multiplied by the Basic Service Charge reflected in Section 7.05(a) above.

Usage charge per cubic foot:

Basic volumetric rate per cubic foot	\$ 0.0175/cu. ft.
--------------------------------------	-------------------

- II) The Sewer Code, Chapter 15, Section 7.00 Rates and Charges is amended as follows:

Section 7.03 Rates and Charges for Service. The monthly service charge for each premise receiving sewer service from the District shall be:

Residential or other premises, each unit	
Base rate	\$ 40.41 per month
Reserve contribution	<u>\$ 6.76 per month</u>
Total monthly service charge	\$ 47.17 per month

Murieta Village, per unit	
Base rate	\$ 40.41 per month
Reserve contribution	<u>\$ 6.76 per month</u>
Total monthly service charge	\$ 47.17 per month

Non-Residential

Monthly service charge for non-residential sewer service shall be calculated on an EDU basis for each customer multiplied by the residential service charge.

III) The Drainage Code, Chapter 16, Section 7.00 Rates and Charges is amended as follows:

Section 7.01 Rates and Charges: Drainage charges for operation and maintenance of the District's system shall be as set forth in Chapter 16A, Section 3.00.

The Drainage Code, Chapter 16A, Section 3.00 Drainage Tax, is amended as follows:

Section 3.00 Rates and Charges for Operation and Maintenance of the District's system shall be: Commencing July 1, 2018, property within the District shall be assessed a monthly drainage tax as follows. The maximum monthly tax rates shown reflect annual adjustments, per Section 5.00.

LAND USE		Monthly Special Tax Rates Fiscal Year 2018-19	Monthly Special Tax Rates Maximum Ceiling Rate Year 2018-19
DEVELOPED PROPERTY			
Residential			
-Metered Developed	Per Lot	\$ 5.12	5.12
-Unmetered Developed	Per Lot	\$ 5.12	5.12
-The Villas	Per Lot	\$ 3.42	3.42
-Murieta Village	Per Lot	\$ 3.42	3.42
Non-Residential			
-Retail	Per Acre	\$ 25.591	25.591
-Industrial/Warehouse	"	\$ 27.188	27.188
-Light Industrial	"	\$ 20.790	20.790
-Office	"	\$ 23.991	23.991
-Landscaped Areas (golf course & park site)	"	\$ 4.799	4.799
-Murieta Equestrian Center	"	\$ 1.852	1.852
-RMCC (club house & parking)	"	\$ 0.000	0.000
-Airport	"	\$ 2.132	2.132
-Geyer Property	"	\$ 15.993	15.993
-Hotel/Ext. Stay	"	\$ 25.591	25.591

UNDEVELOPED PROPERTY

Uses Drainage System

-Residential and Non-Residential	Per Acre	\$ 3.020	3.020
----------------------------------	----------	----------	-------

IV) The Security Code, Chapter 21, Section 5.00 Security Tax, is amended as follows:

Commencing July 1, 2018, property within the District shall be assessed a monthly security tax as follows. The maximum tax rates shown reflect annual adjustments, per Section 5.00:

LAND USE		Monthly Special Tax Rates Fiscal Year 2018-19	Monthly Special Tax Rates Maximum Ceiling Rate Year 2018-2019
DEVELOPED PROPERTY			
Residential			
Inside Gates			
- Metered	Per Lot	\$ 29.15	29.15
- Unmetered	Per Lot	\$ 23.32	23.32
Outside Gate	Per Lot	\$ 7.03	7.03
Non-Residential			
- Highway Retail	Per Building Sq. Ft.	\$ 0.2628	0.2628
- Other Retail/Commercial	"	\$ 0.0283	0.0283
- Industrial/Warehouse/Lt Industrial	"	\$ 0.0618	0.0618
- Office	"	\$ 0.0149	0.0149
- Institutional	"	\$ 0.0149	0.0149
- Public Utility	"	\$ 0.0471	0.0471
- Equine Complex	"	\$ 0.0044	0.0044
- RMCC	"	\$ 0.0740	0.0740
- Airport	"	\$ 0.0188	0.0188
- Hotel/Ext. Stay	"	\$ 0.0283	0.0283
UNDEVELOPED PROPERTY			
- Inside Gates	Per Acre	\$ 24.6563	24.6563
- Outside Gates	Per Acre	\$ 3.6742	3.6742

V) The Solid Waste Collection and Disposal Code, Chapter 31, Section 4.0 Collection Rates, is amended as follows:

Section 4.03 Collections Rates. The monthly service charge shall be:

(1) Garbage Collection Services

38 gallon cart	\$ 18.64 18.72
64 gallon cart	\$ 20.44 20.53
96 gallon cart	\$ 30.42 30.56

(2) Additional Garbage Carts

38 gallon cart	\$ 8.43 8.47
64 gallon cart	\$ 10.49 10.53
96 gallon cart	\$ 22.25 22.35

(3) Additional Recycling Cart (in excess of 1 recycled cart)

38 gallon cart	N/A
64 gallon cart	\$ 6.72 6.75
96 gallon cart	\$ 6.72 6.75

(4) Additional Green Waste Cart (in excess of 2 green waste carts)	
38 gallon cart	N/A
64 gallon cart	\$ 6.72 6.75
96 gallon cart	\$ 6.72 6.75
(5) Sacramento County Surcharge	\$ 1.23

VI) Section 7.01.1 Leaf Collection. During the four (4) month period beginning October 1, and ending January 31 and annually thereafter during the term of this Contract, Service Recipients may place unlimited amounts of leaves at the curb alongside their Green Waste Cart as part of Green Waste Collection Service. The leaves shall be placed in plastic lawn and leaf bags and closed in such a manner as to contain the leaves during Collection. Leaves must be generated by and at the Residential Service Unit wherein the leaves are collected. During this period, CONTRACTOR shall Collect and dispose of all leaves that are properly bagged and placed at the curb at no additional charge to the Service Recipient.

SECTION 4. Superseder. This ordinance supersedes prior inconsistent District ordinances, resolutions, policies, rules, and regulations concerning the subject matter of this ordinance.

SECTION 5. Effective Date. This ordinance shall take effect 30 days after its adoption.

SECTION 6. Severability. If any section or provision of this ordinance or the application of it to any person, transaction or circumstance is held invalid or unenforceable, such invalidity or unenforceability shall not affect the other provisions of this ordinance that can be given effect without the invalid or unenforceable provision, and to this end the provisions of this ordinance are declared to be severable.

SECTION 7. Publication. The District Secretary is directed to publish this ordinance once in a newspaper of general circulation published in the District within 15 days after the adoption of the ordinance.

INTRODUCED by the Board of Directors on the 16th day of May, 2018.

PASSED AND ADOPTED by the Board of Directors of the Rancho Murieta Community Services District, Sacramento County, California, at a meeting held on June 20, 2018, by the following roll call vote:

AYES:
NOES:
ABSENT:
ABSTAIN:

Mark Pecotich, President of the Board
Rancho Murieta Community Services District

[seal]

ATTEST:

Suzanne Lindenfeld, District Secretary

ORDINANCE NO. O2018-02

AN ORDINANCE OF THE BOARD OF DIRECTORS OF THE RANCHO MURIETA COMMUNITY SERVICES DISTRICT, AMENDING CHAPTER 14 OF THE DISTRICT CODE, RELATING TO WATER SERVICE CHARGES; AMENDING CHAPTER 15 OF THE DISTRICT CODE RELATING TO SEWER SERVICE CHARGES; AMENDING CHAPTER 16A OF THE DISTRICT CODE RELATING TO DRAINAGE SPECIAL TAX; AMENDING CHAPTER 21 OF THE DISTRICT CODE RELATING TO SECURITY SPECIAL TAX; AND AMENDING CHAPTER 31 OF THE DISTRICT CODE RELATING TO SOLID WASTE COLLECTION AND DISPOSAL SERVICE CHARGES AND LEAF COLLECTION

The Board of Directors of the Rancho Murieta Community Services District ordains as follows:

SECTION 1. Purpose and Authority. The purposes of this ordinance are to (a) increase the District water, sewer and solid waste collection and disposal service charges in order to reflect and provide for operation, maintenance and other cost increases due to inflation, increased regulatory costs, increased costs of supplies, services, labor and benefits, and other factors, and (b) increase the District drainage special tax and security special tax to implement the voter-authorized annual adjustments. This ordinance is adopted pursuant to California Constitution articles XIII C, section 2, and XIII D, section 6, Government Code sections 61115, 61121 and 61123, District Ordinances Nos. 98-1 and 98-2, and other applicable law.

SECTION 2. Findings. The Board of Directors finds and determines as follows:

- (a) As calculated and demonstrated in the 2018-2019 District budget, the increased service charges implemented by this ordinance have been fixed in amounts sufficient to pay the operating expenses of the District's water, sewer and solid waste operations, provide for and fund repairs and replacement of utility system works and equipment, provide for increased costs of regulatory compliance, fund financial reserves, and pay debt service and other costs.
- (b) The increased service charges are reasonably related to, and do not exceed, the District's cost of providing each of the services.
- (c) The revenues derived from the service charges do not exceed the funds required to provide the services and will not be used for any purpose other than the listed services.
- (d) The amount of the service charges imposed on each customer's parcel does not exceed the proportional cost of the particular service attributable to that parcel.
- (e) The District water, sewer and solid waste services are services that are actually used by and immediately available to the owner of each customer parcel.
- (f) No portion of these service charge increases are imposed for general governmental services.
- (g) As calculated and demonstrated in the 2018-2019 District budget, the increased drainage and security special taxes implemented by this ordinance have been fixed in amounts as calculated and determined consistent with the annual tax adjustments as set forth in District Code chapters 16A and 21 and as authorized by the voters at the time of the approval of the special taxes.

- (h) The establishment, modification, structuring, restructuring and approval of the service charges and taxes as set forth in this ordinance are necessary and appropriate to continue to meet the District's costs for operation and maintenance, supplies and equipment, financial reserves, and capital replacement needs, and to maintain a satisfactory level of services within the District service area.
- (i) The District Board of Directors has conducted a duly noticed public hearing on the proposed service charge increases in accordance with California Constitution article XIII D, section 6, and the Board did not receive a majority protest against any of the proposed service charge increases.

SECTION 3. Service Charge and Tax Adjustments; District Code Amendments

I) The Water Code, Chapter 14, Section 7.00 Rates and Charges is amended as follows:
Section 7.05 Rates for Metered Service.

(a) General metered service shall be as follows:

MONTHLY CHARGES

Base Charge	\$ 34.52
Reserve Charge	<u>\$ 7.75</u>
Total Basic Service Charge	\$ 42.27/mo

Usage charge per cubic foot:

Basic volumetric rate per cubic foot	\$ 0.0175/cu. ft.
--------------------------------------	-------------------

(b) Metered service to residential lots at Murieta Village shall be as follows:

MONTHLY CHARGES

Base Charge	\$ 34.52
Reserve Charge	<u>\$ 7.75</u>
Total Basic Service Charge	\$ 42.27/mo

Usage charge per cubic foot:

Basic volumetric rate per cubic foot	\$ 0.0175/cu. ft.
--------------------------------------	-------------------

(c) Non-Residential metered service shall be as follows:

MONTHLY CHARGES

Basic Service Charge for non-residential shall be calculated on an EDU basis

Monthly Charges

Basic Service Charge for non-residential metered service shall be calculated on number of meters and an EDU basis for each customer multiplied by the Basic Service Charge reflected in Section 7.05(a) above.

Usage charge per cubic foot:

Basic volumetric rate per cubic foot	\$ 0.0175/cu. ft.
--------------------------------------	-------------------

II) The Sewer Code, Chapter 15, Section 7.00 Rates and Charges, is amended as follows:
Section 7.03 Rates and Charges for Service. The monthly service charge for each premise receiving sewer service from the District shall be:

Residential or other premises, each unit	
Base rate	\$ 40.41 per month
Reserve contribution	<u>\$ 6.76 per month</u>
Total monthly service charge	\$ 47.17 per month

Murieta Village, per unit	
Base rate	\$ 40.41 per month
Reserve contribution	<u>\$ 6.76 per month</u>
Total monthly service charge	\$ 47.17 per month

Non-Residential

Monthly service charge for non-residential sewer service shall be calculated on an EDU basis for each customer multiplied by the residential service charge.

- III) The Drainage Code, Chapter 16, Section 7.00 Rates and Charges, is amended as follows:
Section 7.01 Rates and Charges: Drainage charges for operation and maintenance of the District's system shall be as set forth in Chapter 16A, Section 3.00.

The Drainage Code, Chapter 16A, Section 3.00 Drainage Tax, is amended as follows:
Section 3.00 Rates and Charges for Operation and Maintenance of the District's system shall be: Commencing July 1, 2018, property within the District shall be assessed a monthly drainage tax as follows. The maximum monthly tax rates shown reflect annual adjustments, per Section 5.00.

LAND USE		Monthly Special Tax Rates Fiscal Year 2018-19	Monthly Special Tax Rates Maximum Ceiling Rate Year 2018-19
DEVELOPED PROPERTY			
Residential			
-Metered Developed	Per Lot	\$ 5.12	5.12
-Unmetered Developed	Per Lot	\$ 5.12	5.12
-The Villas	Per Lot	\$ 3.42	3.42
-Murieta Village	Per Lot	\$ 3.42	3.42
Non-Residential			
-Retail	Per Acre	\$ 25.591	25.591
-Industrial/Warehouse	"	\$ 27.188	27.188
-Light Industrial	"	\$ 20.790	20.790
-Office	"	\$ 23.991	23.991
-Landscaped Areas (golf course & park site)	"	\$ 4.799	4.799
-Murieta Equestrian Center	"	\$ 1.852	1.852
-RMCC (club house & parking)	"	\$ 0.000	0.000
-Airport	"	\$ 2.132	2.132
-Geyer Property	"	\$ 15.993	15.993
-Hotel/Ext. Stay	"	\$ 25.591	25.591

UNDEVELOPED PROPERTY

Uses Drainage System

-Residential and Non-Residential	Per Acre	\$ 3.020	3.020
----------------------------------	----------	----------	-------

IV) The Security Code, Chapter 21, Section 5.00 Security Tax, is amended as follows:
Commencing July 1, 2018, property within the District shall be assessed a monthly security tax as follows. The maximum tax rates shown reflect annual adjustments, per Section 5.00:

LAND USE		Monthly Special Tax Rates Fiscal Year 2018-19	Monthly Special Tax Rates Maximum Ceiling Rate Year 2018-2019
DEVELOPED PROPERTY			
Residential			
Inside Gates			
- Metered	Per Lot	\$ 29.15	29.15
- Unmetered	Per Lot	\$ 23.32	23.32
Outside Gate			
	Per Lot	\$ 7.03	7.03
Non-Residential			
- Highway Retail	Per Building Sq. Ft.	\$ 0.2628	0.2628
- Other Retail/Commercial	"	\$ 0.0283	0.0283
- Industrial/Warehouse/Lt Industrial	"	\$ 0.0618	0.0618
- Office	"	\$ 0.0149	0.0149
- Institutional	"	\$ 0.0149	0.0149
- Public Utility	"	\$ 0.0471	0.0471
- Equine Complex	"	\$ 0.0044	0.0044
- RMCC	"	\$ 0.0740	0.0740
- Airport	"	\$ 0.0188	0.0188
- Hotel/Ext. Stay	"	\$ 0.0283	0.0283
UNDEVELOPED PROPERTY			
- Inside Gates	Per Acre	\$ 24.6563	24.6563
- Outside Gates	Per Acre	\$ 3.6742	3.6742

V) The Solid Waste Collection and Disposal Code, Chapter 31, Section 4.0 Collection Rates, is amended as follows:

Section 4.03 Collections Rates. The monthly service charge shall be:

(1) Garbage Collection Services

38 gallon cart	\$ 18.72
64 gallon cart	\$ 20.53
96 gallon cart	\$ 30.56

(2) Additional Garbage Carts

38 gallon cart	\$ 8.47
64 gallon cart	\$ 10.53
96 gallon cart	\$ 22.35

(3) Additional Recycling Cart (in excess of 1 recycled cart)

38 gallon cart	N/A
64 gallon cart	\$ 6.75
96 gallon cart	\$ 6.75

(4) Additional Green Waste Cart (in excess of 2 green waste carts)

38 gallon cart	N/A
64 gallon cart	\$ 6.75
96 gallon cart	\$ 6.75
(5) Sacramento County Surcharge	\$ 1.23

VI) Section 7.01.1 Leaf Collection. During the four (4) month period beginning October 1, and ending January 31 and annually thereafter during the term of this Contract, Service Recipients may place unlimited amounts of leaves at the curb alongside their Green Waste Cart as part of Green Waste Collection Service. The leaves shall be placed in plastic lawn and leaf bags and closed in such a manner as to contain the leaves during Collection. Leaves must be generated by and at the Residential Service Unit wherein the leaves are collected. During this period, CONTRACTOR shall Collect and dispose of all leaves that are properly bagged and placed at the curb at no additional charge to the Service Recipient.

SECTION 4. Superseder. This ordinance supersedes prior inconsistent District ordinances, resolutions, policies, rules, and regulations concerning the subject matter of this ordinance.

SECTION 5. Effective Date. This ordinance shall take effect 30 days after its adoption.

SECTION 6. Severability. If any section or provision of this ordinance or the application of it to any person, transaction or circumstance is held invalid or unenforceable, such invalidity or unenforceability shall not affect the other provisions of this ordinance that can be given effect without the invalid or unenforceable provision, and to this end the provisions of this ordinance are declared to be severable.

SECTION 7. Publication. The District Secretary is directed to publish this ordinance once in a newspaper of general circulation published in the District within 15 days after the adoption of the ordinance.

INTRODUCED by the Board of Directors on the 16th day of May, 2018.

PASSED AND ADOPTED by the Board of Directors of the Rancho Murieta Community Services District, Sacramento County, California, at a meeting held on June 20, 2018, by the following roll call vote:

- AYES:**
- NOES:**
- ABSENT:**
- ABSTAIN:**

Mark Pecotich, President of the Board
Rancho Murieta Community Services District

[seal]

ATTEST:

Suzanne Lindenfeld, District Secretary

MEMORANDUM

Date: June 6, 2018
To: Board of Directors
From: Paul Siebensohn, Director of Field Operations
Subject: Consider Approval of Proposal from JBI Water & Wastewater Equipment, Inc., for Replacement of Brush Aerators for Sewer Treatment Ponds 1 and 2

RECOMMENDED ACTION

Approve the proposal from JBI Water and Wastewater Equipment, Inc. for three (3) House Manufacturing 10 Hp brush aerators in an amount not to exceed \$72,427.50 which includes a fifteen percent (15%) contingency. Funding to come from Sewer Replacement Reserves.

BACKGROUND

Brush aerators add oxygen to the wastewater in the secondary process ponds as well as mix them to allow the wastewater microbes to efficiently break down the wastewater for treatment action. The brush aerators installed in sewer treatment ponds 1 and 2 have been in continuous operation for ten (10) years. The model we use is no longer made or supported with spare parts or equipment. Due to this, the cost of rebuilding them is nearly the same cost of new aerators, as parts must be fabricated to work with them. Therefore, staff sent out a request for and received three (3) quotes for new brush aerators. The quotes are attached with the lowest quote coming from JBI Water & Wastewater, Inc. The equipment is warranted for 24 months after start-up and owner acceptance.

Bidder	Price
JBI Water & Wastewater Equipment Inc.	\$63,850
MTB Water System	\$74,157
JDC Developments LLC	\$71,468



Electrical work and crane rental will be done separately under operations budgeting as work would be to disconnect old equipment and reconnect to the new equipment. At this time, new control panels will not be needed.

Improvements Committee recommends approval.



ECS
**House
Industries**
I N C O R P O R A T E D

www.houseindustriesinc.com Cherry Valley, Arkansas

10HP FLOATING BRUSH AERATOR PROPOSAL:
Rancho Murieta CSD#





ECS
**House
Industries**
I N C O R P O R A T E D

www.houseindustriesinc.com Cherry Valley, Arkansas

Date: **May 2, 2018**

Represented by: **Ray Sprague**
 JBI Water & Wastewater, Inc.
 2323 Aldridge Lane
 Roseville, California 95747

For: **Rancho Murieta CSD/ Aerator Procurement**
 Travis Bohannon

Our Ref: **05022018-001-JCH**

ECS House Industries, Inc. in association with JBI Water & Wastewater, Inc. is pleased to offer the following floating brush aerator proposal for Rancho Murieta CSD.

Floating Brush Aerator

ECS House Industries will provide three (3) 10hp Floating Brush Aerators, model #SDB120TA3253100 based on equipment build, services, and quotation enclosed.

Each aerator shall be equipped with:

- WEG, Nema Premium Efficient, 1800 RPM, Three Phase, 230/460 volt, TEFC Electric Motor
- Triple-Sealed Drive Housing shall be constructed of ASTM A36, TGIC Powder Coated Steel
- Rotor assembly shall be constructed of ASTM A36, TGIC Powder Coated Steel
- Rotor brushes shall be constructed of ASTM A36, TGIC Powder Coated Steel
- Anchoring System shall consist of two (2) parallel mooring arms, cable anchoring, and one (1) cross brace constructed of ASTM A36, TGIC Powder Coated Steel.
- Anchoring System shall not restrict the aerator assembly's floatation, and shall operate continuously with 3' water fluctuations

- Aerator Main Frame shall be constructed of ASTM A36, TGIC Powder Coated Steel, Schedule 40 pipe and 7 gauge material
- Floatation Attachment Bands, Foam-Filled Floatation Tanks, Motor Shield, & Non-Drive End Bearing Cover shall be constructed from 304L stainless steel.
- 304L stainless steel, foam-filled floatation tanks
- 316 Stainless Steel Drive & Non-Drive End Shafts
- Drive & Non-Drive End Shafts shall be piloted, bolted-in stub shaft assemblies
- Adjustable Linkage shall be fabricated from 304L Stainless Steel and shall be capable of changing the rotor's operating blade depth
- Dodge Gear Reducer with "quick connect" oil change system and a minimum service factor of 2.0.
- Dodge Gear Reducers shall mount to the rotor drive shaft with tapered bushings and will only use roller bearings. Input shaft and output hub seals shall be constructed with double-seals to protect against water infiltration
- Dodge Raptor Couplers that absorb start-up forces and allow for four (4) degrees of misalignment
- Grease Lubricated Drive & Non-Drive End Bearings shall be equipped with grease lube sites
- Lifting Devices shall be welded to the main frame of the aerator in order to unload and remove the entire floating brush aerator assembly

Quality Assurance & Performance:

- ECS House Industries, Inc. Floating Brush Aerators meets all quality assurance and performance requirements.

Delivery:

- ECS House Industries, Inc. will deliver the floating brush aerator and accessories on a flatbed truck
- 10hp, ECS House Industries, Inc. Floating Brush Aerator:
 - A) Weight: 2,500 lbs.
 - B) Overall Length: 18'6"
- CONTRACTOR/OWNER will be responsible for the unloading of the equipment, floatation tank attachment, final splash shield assembly, electrical termination, and placing/anchoring the aerator in the treatment pond.
- When the CONTRACTOR/OWNER is ready for start-up, ECS House Industries, Inc. representative will assist in the final aerator inspection and warranty certification
- ECS House Industries, Inc. representative will check the Floating Brush Aerator for proper rotor assembly rotation, and the amperage draw of the electric motor
- Each electric motor shall operate at a 90% load based on the nameplate data
- If any rotor assembly adjustments are necessary to improve the amperage draw and aerator performance, then this adjustment shall be performed by ECS House Industries, Inc.
- After the Floating Brush Aerator is operating properly, ECS House Industries, Inc. will provide documentation to the Owner and Manufacturer certifying the Floating Brush Aerator is operating properly
- The Floating Brush Aerator and accessories shall be delivered to the jobsite 8-10 weeks after receipt of purchase order
- Submittals will be sent to the Contractor/Owner two (2) weeks after receipt of purchase order agreement. O&M Manuals shall be delivered to the Contractor/Owner one (1) week before the Floating Brush Aerator shipment

Additional Start-Up & Training Procedures:

ECS House Industries, Inc. representative will demonstrate to plant personnel how to properly maintain the Floating Brush Aerators after Start-Up is completed. They will demonstrate the following:

- Proper oil changing procedure & oil change frequency
- Proper grease lubrication procedures & lubrication frequencies
- Raptor Coupler alignment & replacement
- Drive & Non-Drive End Bearing replacement
- Review Aerator set-up & trouble shooting guide
- Visual aerator inspection: seal surfaces, bearings, & shafts
- Rotor & blade depth adjustment

Warranty:

- The manufacturer of the aeration equipment shall warrant the equipment to be free from defects in materials and workmanship for a period of twenty-four (24) months after start-up & Owner acceptance

Total pricing for Scope of Equipment including delivery and start-up:

Three (3) 10hp, Model SDB120TA3253100 Floating Brush Aerator: \$63,850.00

Items Not Included in Pricing:

- State and/or local taxes
- Electrical connectors/connections and wiring installation
- Control Panel Installation and Pricing not included
- Loading/Unloading of equipment

Terms & Conditions:

- The terms & conditions of ECS House Industries, Inc. are 100% due 30 days after aeration equipment delivery.

Scope of Equipment offered by:

Chad House
CEO, ECS House Industries, Inc.
3720 Highway 1 South
Cherry Valley, Arkansas 72324

(870) 945-0880 Cell
(870) 588-3773 Office

Owner acceptance of proposal and purchase agreement:

Owner Signature

Date

10HP FLOATING BRUSH AERATOR PROPOSAL:
Rancho Murieta CSD#

**JDC DEVELOPMENTS, LLC.
1422 AIRPARK ROAD.
WYNNE, ARKANSAS 72396**

Date: May 3, 2018

**For: Rancho Murieta CSD/ Aerator Procurement
Travis Bohannon**

Our Ref: 57983-JDC

JDC Developments, LLC. is pleased to offer the following floating brush aerator proposal for Rancho Murieta CSD.

Floating Brush Aerator

JDC Developments, LLC. will provide three (3) 10hp Floating Brush Aerators, model #JDC120TA3253100 based on equipment build, services, and quotation enclosed.

Each aerator shall be equipped with:

- WEG, Nema Premium Efficient, 1800 RPM, Three Phase, 230/460 volt, TEFC Electric Motor
- Triple-Sealed Drive Housing shall be constructed of ASTM A36, TGIC Powder Coated Steel
- Rotor assembly shall be constructed of ASTM A36, TGIC Powder Coated Steel
- Rotor brushes shall be constructed of ASTM A36, TGIC Powder Coated Steel
- Anchoring System shall consist of two (2) parallel mooring arms, cable anchoring, and one (1) cross brace constructed of ASTM A36, TGIC Powder Coated Steel.
- Anchoring System shall not restrict the aerator assembly's floatation, and shall operate continuously with 3' water fluctuations
- Aerator Main Frame shall be constructed of ASTM A36, TGIC Powder Coated Steel, Schedule 40 pipe and 7 gauge material
- Floatation Attachment Bands, Foam-Filled Floatation Tanks, Motor Shield, & Non-Drive End Bearing Cover shall be constructed from 304L stainless steel.
- 304L stainless steel, foam-filled floatation tanks

- 316 Stainless Steel Drive & Non-Drive End Shafts
- Drive & Non-Drive End Shafts shall be piloted, bolted-in stub shaft assemblies
- Adjustable Linkage shall be fabricated from 304L Stainless Steel and shall be capable of changing the rotor's operating blade depth
- Dodge Gear Reducer with "quick connect" oil change system and a minimum service factor of 2.0.
- Dodge Gear Reducers shall mount to the rotor drive shaft with tapered bushings and will only use roller bearings. Input shaft and output hub seals shall be constructed with double-seals to protect against water infiltration
- Dodge Raptor Couplers that absorb start-up forces and allow for four (4) degrees of misalignment
- Grease Lubricated Drive & Non-Drive End Bearings shall be equipped with grease lube sites
- Lifting Devices shall be welded to the main frame of the aerator in order to unload and remove the entire floating brush aerator assembly

Quality Assurance & Performance:

- JDC Developments, LLC. will provide Floating Brush Aerators meets all quality assurance and performance requirements.

Delivery:

- JDC Developments, LLC. will deliver the floating brush aerator and accessories on a flatbed truck
- 10hp, JDC Developments Floating Brush Aerator:
 - A) Weight: 2,500 lbs.
 - B) Overall Length: 18'6"
- CONTRACTOR/OWNER will be responsible for the unloading of the equipment, floatation tank attachment, final splash shield assembly, electrical termination, and placing/anchoring the aerator in the treatment pond.
- When the CONTRACTOR/OWNER is ready for start-up, JDC Developments, LLC. representative will assist in the final aerator inspection and warranty certification
- JDC Developments, LLC. representative will check the Floating Brush Aerator for proper rotor assembly rotation, and the amperage draw of the electric motor
- Each electric motor shall operate at a 90% load based on the nameplate data
- If any rotor assembly adjustments are necessary to improve the amperage draw and aerator performance, then this adjustment shall be performed by JDC Developments, LLC. After the Floating Brush Aerator is operating properly, JDC Developments, LLC. will provide documentation to the Owner and Manufacturer certifying the Floating Brush Aerator is operating properly
- The Floating Brush Aerator and accessories shall be delivered to the jobsite 10-12 weeks after receipt of purchase order

- Submittals will be sent to the Contractor/Owner two (2) weeks after receipt of purchase order agreement. O&M Manuals shall be delivered to the Contractor/Owner one (1) week before the Floating Brush Aerator shipment

Additional Start-Up & Training Procedures:

JDC Developments, LLC. representative will demonstrate to plant personnel how to properly maintain the Floating Brush Aerators after Start-Up is completed. They will demonstrate the following:

- Proper oil changing procedure & oil change frequency
- Proper grease lubrication procedures & lubrication frequencies
- Raptor Coupler alignment & replacement
- Drive & Non-Drive End Bearing replacement
- Review Aerator set-up & trouble shooting guide
- Visual aerator inspection: seal surfaces, bearings, & shafts
- Rotor & blade depth adjustment

Warranty:

- The manufacturer of the aeration equipment shall warrant the equipment to be free from defects in materials and workmanship for a period of twenty-four (24) months after start-up & Owner acceptance

Total pricing for Scope of Equipment including delivery and start-up:

Three (3) 10hp, Model JDC120TA3253100 Floating Brush Aerator: \$71,468.00

Items Not Included in Pricing:

- State and/or local taxes
- Electrical connectors/connections and wiring installation
- Control Panel Installation and Pricing not included
- Loading/Unloading of equipment

Terms & Conditions:

- The terms & conditions of JDC Developments, LLC.. are 100% due 30 days after aeration equipment delivery.

Scope of Equipment offered by:

Jake Haralson, JDC Development, LLC.
1422 Airpark Rd.
Wynne, AR 72396

Owner acceptance of proposal and purchase agreement:

Owner Signature

Date



ECS
**House
Industries**
INCORPORATED

www.houseindustriesinc.com Cherry Valley, Arkansas

10HP FLOATING BRUSH AERATOR PROPOSAL:
Rancho Murieta CSD





Date: May 3, 2018

Represented by:
MTB Water Systems
2299 Loch Way
El Dorado Hills, Ca 95762

For: Rancho Murieta CSD/ Aerator Procurement
Travis Bohannon

Our Ref: MTB -000576

ECS House Industries, Inc. in association with MTB Water Systems is pleased to offer the following floating brush aerator proposal for Rancho Murieta CSD.

Floating Brush Aerator

ECS House Industries will provide three (3) 10hp Floating Brush Aerators, model #SDB120TA3253100 based on equipment build, services, and quotation enclosed.

Each aerator shall be equipped with:

- WEG, Nema Premium Efficient, 1800 RPM, Three Phase, 230/460 volt, TEFC Electric Motor
- Triple-Sealed Drive Housing shall be constructed of ASTM A36, TGIC Powder Coated Steel
- Rotor assembly shall be constructed of ASTM A36, TGIC Powder Coated Steel
- Rotor brushes shall be constructed of ASTM A36, TGIC Powder Coated Steel
- Anchoring System shall consist of two (2) parallel mooring arms, cable anchoring, and one (1) cross brace constructed of ASTM A36, TGIC Powder Coated Steel.
- Anchoring System shall not restrict the aerator assembly's floatation, and shall operate continuously with 3' water fluctuations

- Aerator Main Frame shall be constructed of ASTM A36, TGIC Powder Coated Steel, Schedule 40 pipe and 7 gauge material
- Floatation Attachment Bands, Foam-Filled Floatation Tanks, Motor Shield, & Non-Drive End Bearing Cover shall be constructed from 304L stainless steel.
- 304L stainless steel, foam-filled floatation tanks
- 316 Stainless Steel Drive & Non-Drive End Shafts
- Drive & Non-Drive End Shafts shall be piloted, bolted-in stub shaft assemblies
- Adjustable Linkage shall be fabricated from 304L Stainless Steel and shall be capable of changing the rotor's operating blade depth
- Dodge Gear Reducer with "quick connect" oil change system and a minimum service factor of 2.0.
- Dodge Gear Reducers shall mount to the rotor drive shaft with tapered bushings and will only use roller bearings. Input shaft and output hub seals shall be constructed with double-seals to protect against water infiltration
- Dodge Raptor Couplers that absorb start-up forces and allow for four (4) degrees of misalignment
- Grease Lubricated Drive & Non-Drive End Bearings shall be equipped with grease lube sites
- Lifting Devices shall be welded to the main frame of the aerator in order to unload and remove the entire floating brush aerator assembly

Quality Assurance & Performance:

- ECS House Industries, Inc. Floating Brush Aerators meets all quality assurance and performance requirements.

Delivery:

- ECS House Industries, Inc. will deliver the floating brush aerator and accessories on a flatbed truck
- 10hp, ECS House Industries, Inc. Floating Brush Aerator:
 - A) Weight: 2,500 lbs.
 - B) Overall Length: 18'6"
- CONTRACTOR/OWNER will be responsible for the unloading of the equipment, floatation tank attachment, final splash shield assembly, electrical termination, and placing/anchoring the aerator in the treatment pond.
- When the CONTRACTOR/OWNER is ready for start-up, ECS House Industries, Inc. representative will assist in the final aerator inspection and warranty certification
- ECS House Industries, Inc. representative will check the Floating Brush Aerator for proper rotor assembly rotation, and the amperage draw of the electric motor
- Each electric motor shall operate at a 90% load based on the nameplate data
- If any rotor assembly adjustments are necessary to improve the amperage draw and aerator performance, then this adjustment shall be performed by ECS House Industries, Inc.
- After the Floating Brush Aerator is operating properly, ECS House Industries, Inc. will provide documentation to the Owner and Manufacturer certifying the Floating Brush Aerator is operating properly
- The Floating Brush Aerator and accessories shall be delivered to the jobsite 8-10 weeks after receipt of purchase order
- Submittals will be sent to the Contractor/Owner two (2) weeks after receipt of purchase order agreement. O&M Manuals shall be delivered to the Contractor/Owner one (1) week before the Floating Brush Aerator shipment

Additional Start-Up & Training Procedures:

ECS House Industries, Inc. representative will demonstrate to plant personnel how to properly maintain the Floating Brush Aerators after Start-Up is completed. They will demonstrate the following:

- Proper oil changing procedure & oil change frequency
- Proper grease lubrication procedures & lubrication frequencies
- Raptor Coupler alignment & replacement
- Drive & Non-Drive End Bearing replacement
- Review Aerator set-up & trouble shooting guide
- Visual aerator inspection: seal surfaces, bearings, & shafts
- Rotor & blade depth adjustment

Warranty:

- The manufacturer of the aeration equipment shall warrant the equipment to be free from defects in materials and workmanship for a period of twenty-four (24) months after start-up & Owner acceptance

Total pricing for Scope of Equipment including delivery and start-up:

Three (3) 10hp, Model SDB120TA3253100 Floating Brush Aerator: \$74,157.00

Items Not Included in Pricing:

- State and/or local taxes
- Electrical connectors/connections and wiring installation
- Control Panel Installation and Pricing not included
- Loading/Unloading of equipment

Terms & Conditions:

- The terms & conditions of ECS House Industries, Inc. are 100% due 30 days after aeration equipment delivery.

Scope of Equipment offered by:

Chad House
CEO, ECS House Industries, Inc.
3720 Highway 1 South
Cherry Valley, Arkansas 72324

(870) 945-0880 Cell
(870) 588-3773 Office

Owner acceptance of proposal and purchase agreement:

Owner Signature

Date